

Ficha técnica

Plisada




- ES
- EN
- FR
- IT
- PT

Modelos

Sistema 20 mm

029001 Sistema de 20 mm

029030 Sistema de 25 mm



Componentes

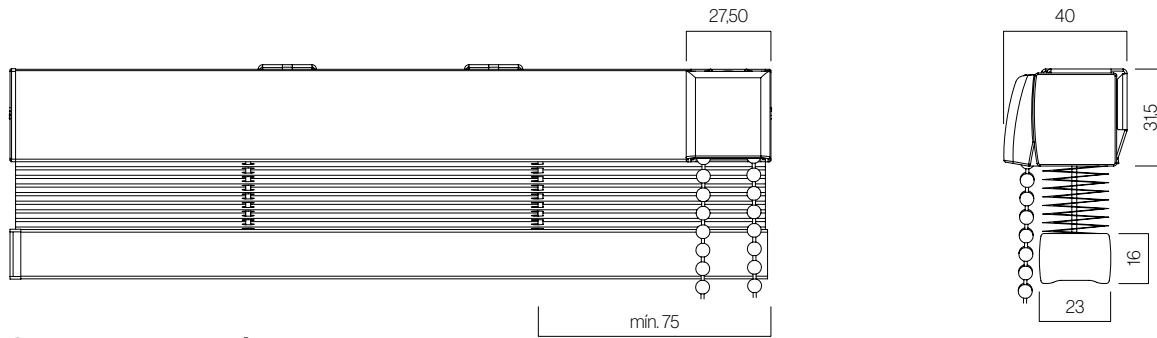
| Nº | Cód. | Descripción | Nº | Cód. | Descripción |
|----|--------|-----------------------|----|--------|--------------------------------------|
| 1 | 029210 | Mecanismo Plisada | 7 | 029205 | Cordón plisada 1:2 |
| 2 | 029206 | Tapón perfil superior | 8 | 029212 | Igualador Plisada |
| 3 | 029217 | Perfil aluminio | 9 | 029202 | Soporte techo plisada sistema cordón |
| 4 | 029216 | Perfil PVC | 10 | 029226 | Escuadra soporte pared Plisada |
| 5 | 029215 | Pasa cordón | 11 | 029227 | Escuadra separación Plisada |
| 6 | 029209 | Tapón perfil inferior | 12 | 029203 | Cordón Plisada 0,8 |

Medidas de fabricación

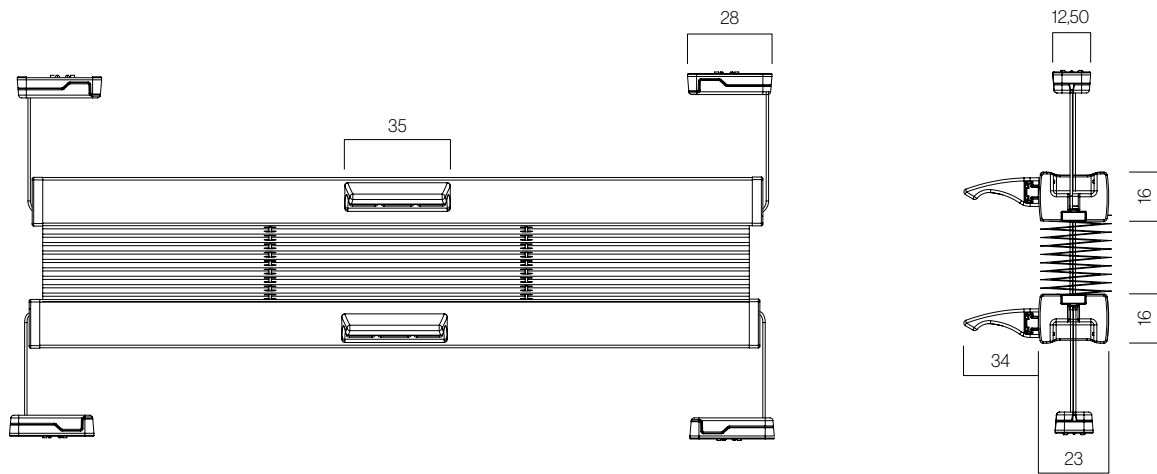
| Máximos | | Mínimos | |
|---------|---------------|---------|---------------|
| Ancho | 2,30 m | Ancho | 0,30 m |
| Alto | 3,00 m | Alto | 0,30 m |

Tipos de sistemas

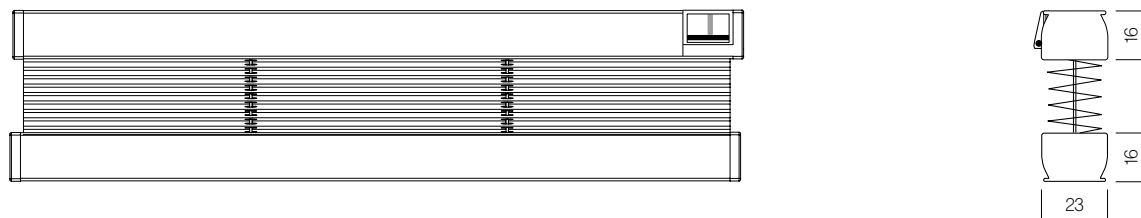
Sistema a cadena



Sistema con tensión manual



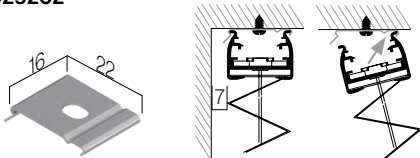
Sistema a cordón



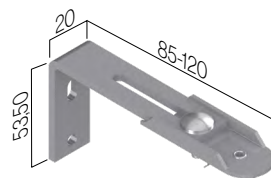
Soportes

Soportes para instalaciones a techo y a pared

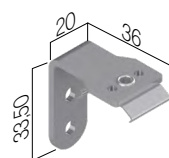
Soporte techo
029202



Escuadra separador
029227

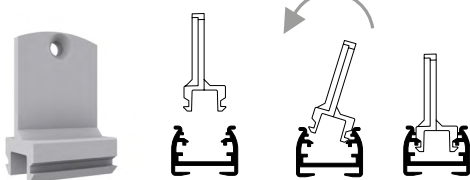


Soporte pared
029226

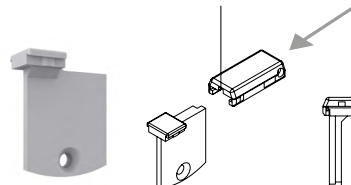


Soporte para cortina de cristal

Soporte superior



Jgo. soporte inferior



Tapa soporte



Tipos de configuración

Configuraciones

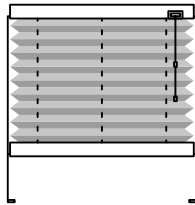
Mecanismo a cordón.
Con guías laterales
(cordón).

Mecanismo doble
cordón. Noche/día.

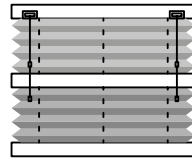
Accionamiento manual.
Con guías laterales
(cordón).

Accionamiento manual. Cierre
arriba/abajo
y abajo/arriba. Perfil de montaje
superior.

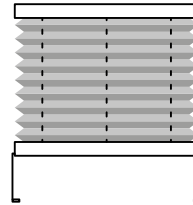
101



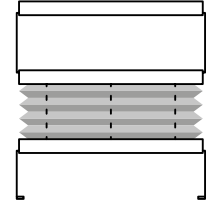
119



111



112



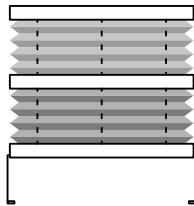
Accionamiento manual.
Noche/día.

Accionamiento manual. Con
perfil de montaje inferior.

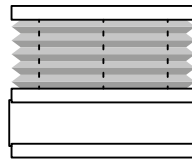
Accionamiento manual. No-
che/día con apertura central.

Accionamiento manual. Cierre
arriba/abajo
y abajo/arriba. Perfil de montaje
superior e inferior.

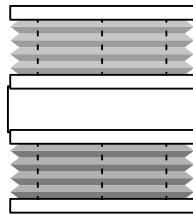
113



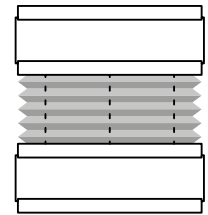
115



116



117



Configuraciones

Accionamiento manual. Noche/día con
perfil de montaje inferior.

Accionamiento manual. Apertura
central.

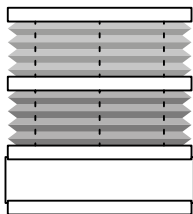
Accionamiento manual. Cierre
arriba/abajo y abajo/
arriba.

Máximo 1,30 ancho

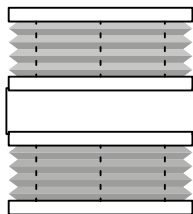
Máximo 0,70 ancho

Máximo 1,30 ancho

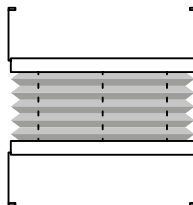
118



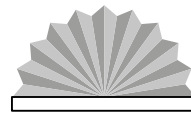
120



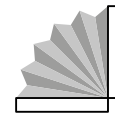
140



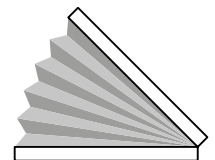
121



121



122



Características técnicas

Ancho máximo según el tipo de configuración

Nº configuración


Ancho máximo

111 • 112 • 113 • 114 • 115 • 116 • 117 • 118 • 119 • 120 • 140

1,20 m

Plisada Glass

029300 Sistema de 20 mm
Configuración 111 y 140




Componentes

| Nº | Cód. | Descripción | Nº | Cód. | Descripción |
|----|--------|-------------------------------|----------------|--------|--------------------------------------|
| 1 | 031241 | Perfil fácil ajuste 580 cm XS | 4 ^A | 031244 | Tension shoe XS (configuración 140) |
| 2 | 031242 | Unión esquina XS | 5 | 031251 | Clip sujección ventana XS |
| 3 | 031243 | Cubierta esquina white ABS XS | 6 | 031253 | Cinta sujección ventana XS |
| 4 | 031244 | Tension shoe XS | 7 | 029202 | Soporte techo plisada sistema cordón |

Medidas de fabricación

| Máximos | | Mínimos | |
|---------|--------|---------|--------|
| Ancho | 1,20 m | Ancho | 0,30 m |
| Alto | 2,40 m | Alto | 0,30 m |

Plisada 27 Especial**029040 Sistema de 27 mm****Componentes**

| Nº | Cód. | Descripción | Nº | Cód. | Descripción |
|----|--------|---------------------------------|----|--------|--|
| 1 | 042098 | Perfil fijo 27 | 8 | 042126 | Tope testero c/tornillo Vertical 27 |
| 2 | 042096 | Perfil móvil 27 | 9 | 042113 | Sujeción hilo con tuerca remachable 27 |
| 3 | 042099 | Guía superior 27 | 10 | 042127 | Muelle 27 |
| 4 | 042082 | Tira PVC anclaje red H260 | 11 | 042084 | Clip central 27 |
| 5 | 042124 | Testero superior perfil fijo 27 | 12 | 042805 | Felpudo 58-900 |
| 6 | 042125 | Testero superior perfil pared | 13 | 042023 | Soporte mosquitera plisada |
| 7 | 042123 | Tapón inferior Vertical 27 | | | |

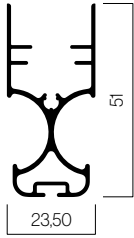
Medidas de fabricación

| Máximos | | Mínimos | |
|---------|---------------|---------|---------------|
| Ancho | 1,60 m | Ancho | 0,40 m |
| Alto | 2,60 m | Alto | 0,40 m |

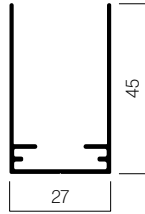
Características técnicas

Perfiles

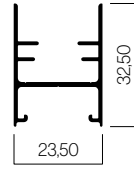
Perfil móvil 27
042096



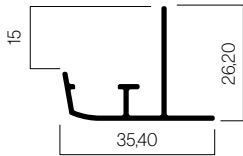
Guía superior 27
042099



Perfil fijo 27
042098



Guía Avant
031241



Tu mundo,
nuestro universo.

F.T. PLISADA | ES-02-0622

— Datasheet

Pleated blind




Models

20 mm system

029001 20 mm system

029030 25 mm system



Components

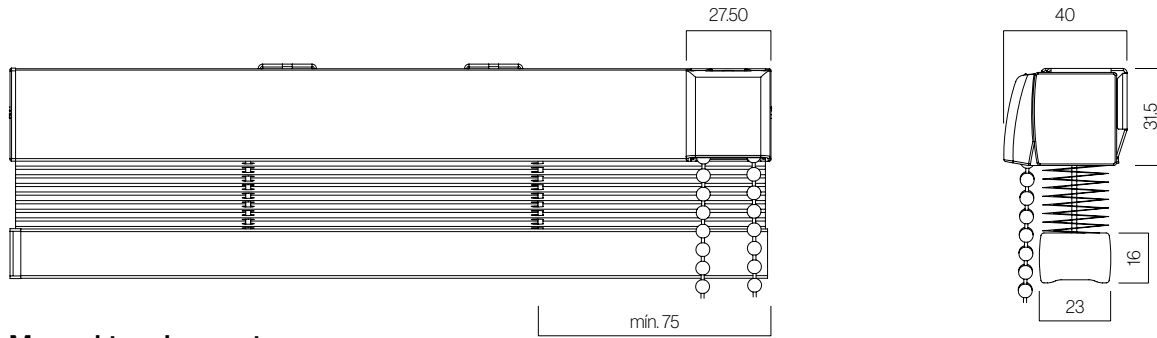
| Nº | Code | Description | Nº | Code | Description |
|----|--------|--------------------|----|--------|-------------------------------------|
| 1 | 029210 | Pleated Mechanism | 7 | 029205 | Pleated cord 1:2 |
| 2 | 029206 | Upper profile plug | 8 | 029212 | Pleated Equaliser |
| 3 | 029217 | Aluminium profile | 9 | 029202 | Pleated ceiling bracket cord system |
| 4 | 029216 | PVC profile | 10 | 029226 | Pleated square wall bracket |
| 5 | 029215 | Cord holder | 11 | 029227 | Pleated Separation Square |
| 6 | 029209 | Lower profile plug | 12 | 029203 | Pleated cord 0.8 |

Manufacturing measurements

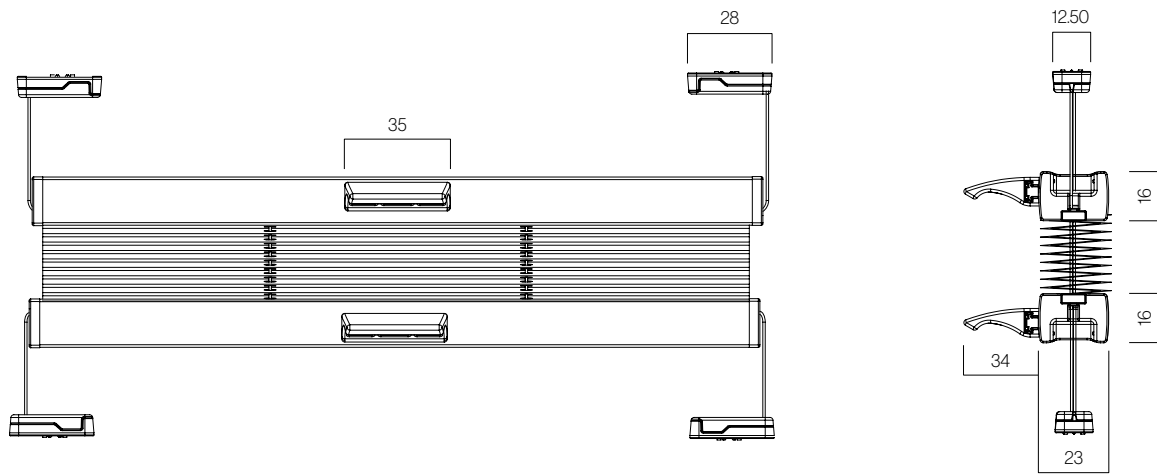
| Maximum | | Minimum | |
|---------|---------------|---------|---------------|
| Width | 2.30 m | Width | 0.30 m |
| Height | 3.00 m | Height | 0.30 m |

Types of systems

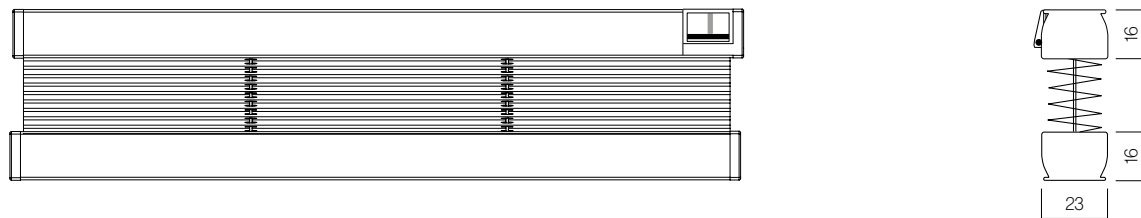
Chain system



Manual tension system



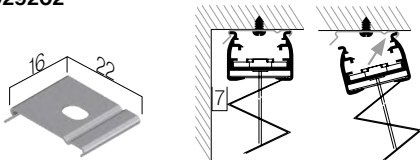
Cord system



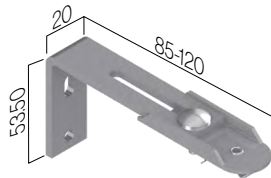
Brackets

Ceiling and wall mounting brackets

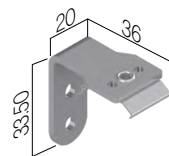
Ceiling bracket
029202



Separation angle
029227

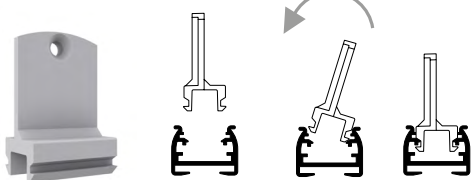


Wall bracket
029226

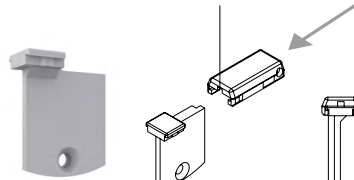


Bracket for glass curtain

Bracket Upper



Bracket set over



Bracket cover



Measurements in mm.

Configurations

| | | | |
|--|---|--|---|
| Cord Mechanism With lateral guides (cord) | Double cord mechanism. Night/day | Manual operation With lateral guides (cord). | Manual operation. Close up/down and down/up. <i>Upper mounting profile.</i> |
| 101 | 119 | 111 | 112 |
| | | | |
| Manual operation Night/day. | Manual operation. With lower mounting profile. | Manual operation. Night/day with central opening. | Manual operation Close up/down and top/bottom <i>Upper and lower mounting profile.</i> |
| 113 | 115 | 116 | 117 |
| | | | |

Configurations

| | | | | | |
|--|--------------------------------------|---|--------------------|--------------------|--------------------|
| Manual operation Night/day with lower mounting profile. | Manual operation Central opening. | Manual operation Close up/down and down/up. | Maximum width 1.30 | Maximum width 0.70 | Maximum width 1.30 |
| 118 | 120 | 140 | 121 | 121 | 122 |
| | | | | | |

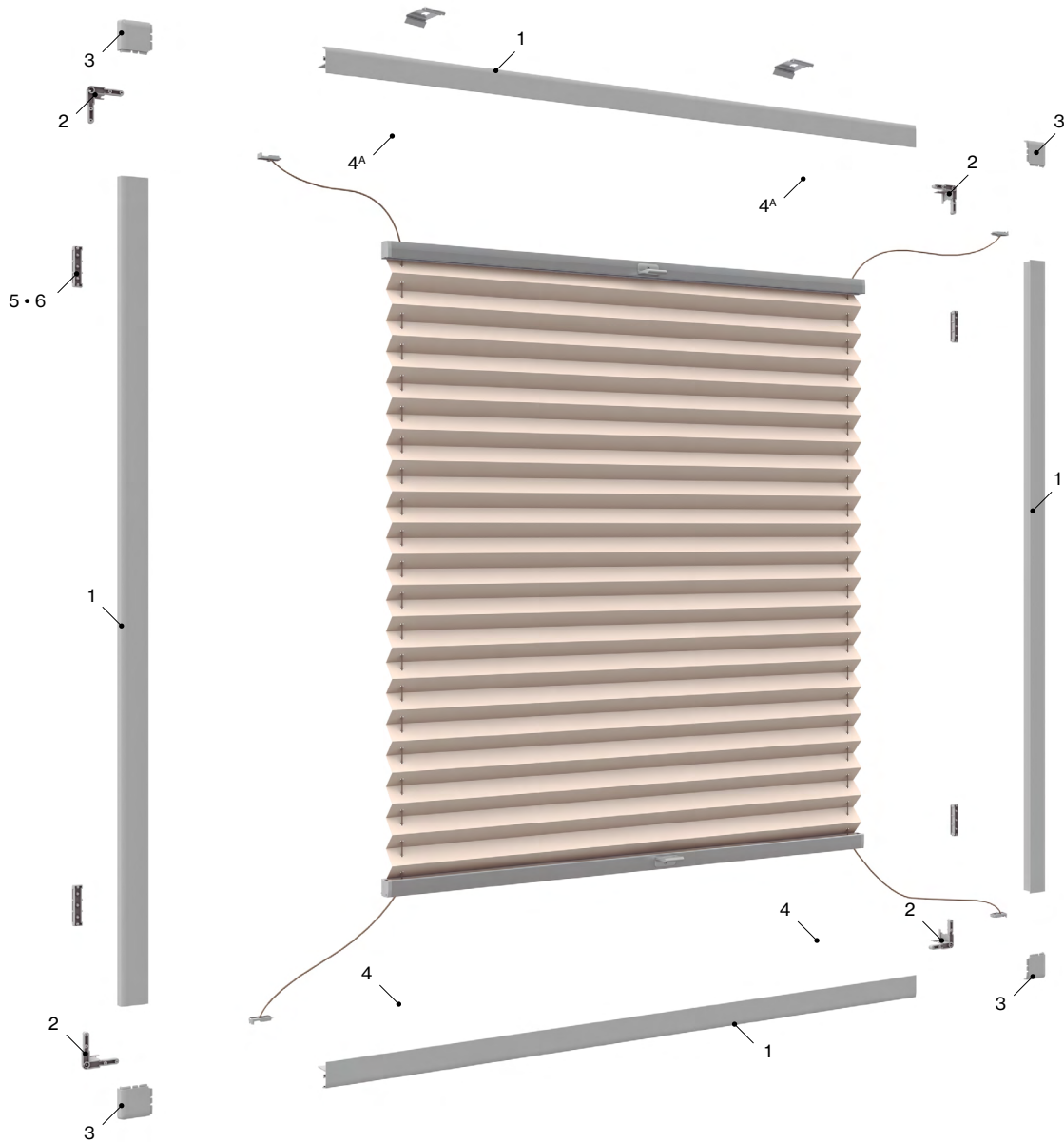
Technical characteristics

Maximum width according to configuration type

| | |
|---|---------------|
| Nº configuration | Maximum width |
| 111 • 112 • 113 • 114 • 115 • 116 • 117 • 118 • 119 • 120 • 140 | 1.20 m |

Glass pleated blind

029300 20 mm system
Configuration 111 and 140



Components

| Nº | Code | Description | Nº | Code | Description |
|----|--------|-----------------------------------|----------------|--------|-------------------------------------|
| 1 | 031241 | Easy adjustment profile 580 cm XS | 4 ^A | 031244 | Tension shoe XS (140 configuration) |
| 2 | 031242 | Union corner XS | 5 | 031251 | Window fixing clip XS |
| 3 | 031243 | Corner cover white ABS XS | 6 | 031253 | Window fastening tape XS |
| 4 | 031244 | Tension shoe XS | 7 | 029202 | Pleated ceiling support cord system |


Manufacturing measurements

| Maximum | | Minimum | |
|---------|---------------|---------|---------------|
| Width | 1.20 m | Width | 0.30 m |
| Height | 2.40 m | Height | 0.30 m |

 Models

Reversible pleated blind 27

029040 27 mm system



Components

| Nº | Code | Description | Nº | Code | Description |
|----|--------|----------------------------------|----|--------|--|
| 1 | 042098 | Fixed profile 27 | 8 | 042126 | Vertical 27 End plate stopper with screw |
| 2 | 042096 | Mobile profile 27 | 9 | 042113 | Thread clamp with blind rivet nut 27 |
| 3 | 042099 | Upper guide 27 | 10 | 042127 | Spring 27 |
| 4 | 042082 | PVC strip H260 net anchorage | 11 | 042084 | Central clip 27 |
| 5 | 042124 | Upper end plate fixed profile 27 | 12 | 042805 | Brush 58-900 |
| 6 | 042125 | Upper end plate wall profile | 13 | 042023 | Pleated mosquito screen bracket |
| 7 | 042123 | Vertical 27 lower cap | | | |

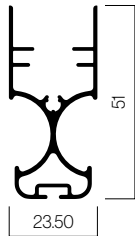
Manufacturing measurements

| Maximum | | Minimum | |
|---------|---------------|---------|---------------|
| Width | 1.60 m | Width | 0.40 m |
| Height | 2.60 m | Height | 0.40 m |

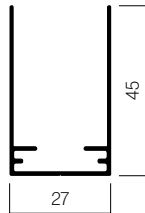
Technical characteristics

Profiles

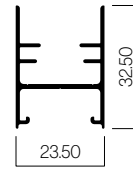
Mobile profile 27
042096



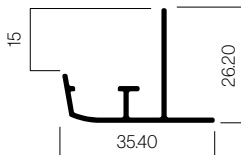
Upper guide 27
042099



Fixed profile 27
042098



Avant guide
031241



Your world,
our universe.

FT.PLISADA · EN · 02 · 0622

Ficha técnica

Plissé




Modèles

Système 20 mm

029001 Système de 20 mm

029030 Système de 25 mm



Éléments

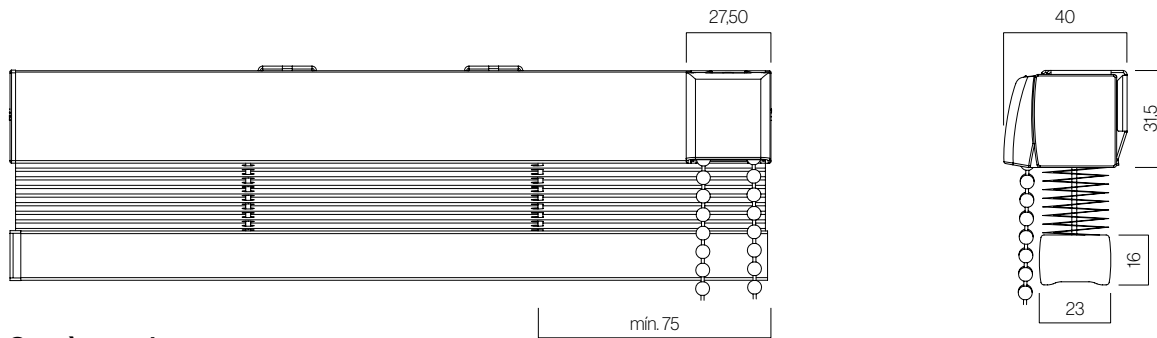
| N° | Réf. | Description | N° | Réf. | Description |
|----|--------|--------------------------|----|--------|---------------------------------------|
| 1 | 029210 | Mécanisme Plissé | 7 | 029205 | Cordon Plissé 1:2 |
| 2 | 029206 | Bouchon profil supérieur | 8 | 029212 | Égalisateur Plissé |
| 3 | 029217 | Profil aluminium | 9 | 029202 | Support plafond système cordon Plissé |
| 4 | 029216 | Profil PVC | 10 | 029226 | Équerre support mur Plissé |
| 5 | 029215 | Coulissant pour cordon | 11 | 029227 | Équerre Plissé |
| 6 | 029209 | Bouchon profil inférieur | 12 | 029203 | Cordon Plissé 0,8 |

Mesures de fabrication

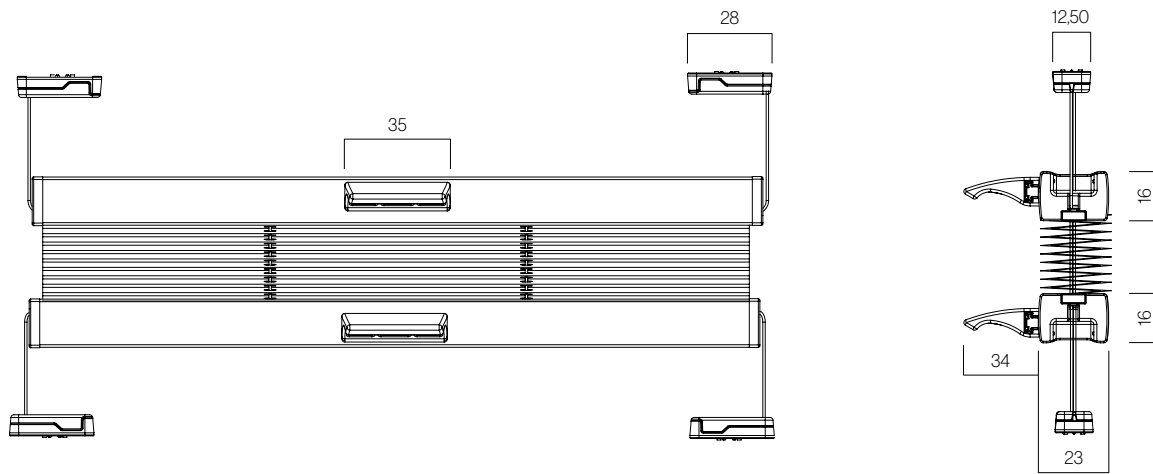
| Maximums | | Minimums | |
|----------|---------------|----------|---------------|
| Largeur | 2,30 m | Largeur | 0,30 m |
| Hauteur | 3,00 m | Hauteur | 0,30 m |

Types de systèmes

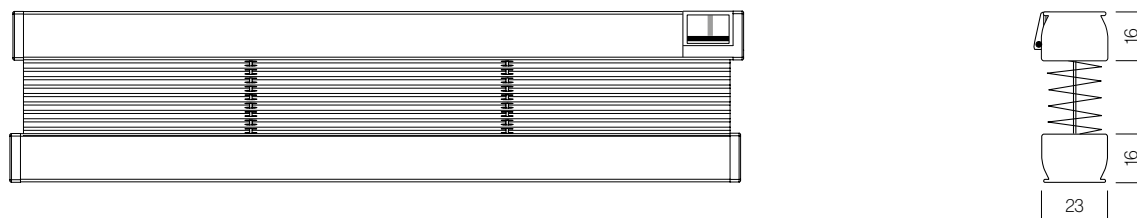
Système à chaîne



Système à languette



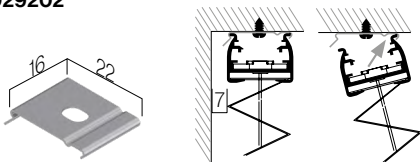
Système à cordon



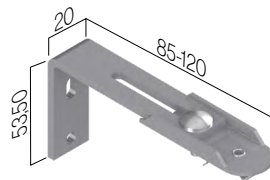
Supports

Supports pour installations au plafond et au mur

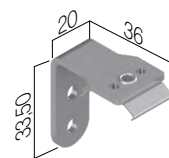
Support plafond
029202



Séparateur équerres
029227

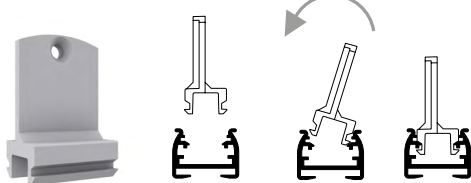


Support mur
029226

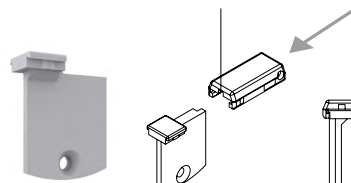


Support de verre rideaux

Support supérieur



Jeux support inférieur



Embout support



Dimensions en mm.

Types de configuration

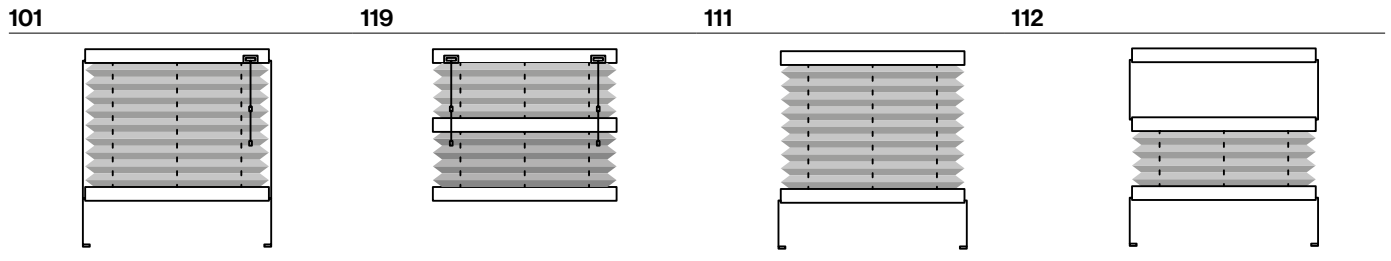
Configuration

Système par cordon Avec guides latéraux (cordon).

Système double cordon Jour/nuit.

Système à languette Avec guides latéraux (cordon).

Système à languette Fermeture du haut vers le bas et bas vers le haut. Profil de montage supérieur.

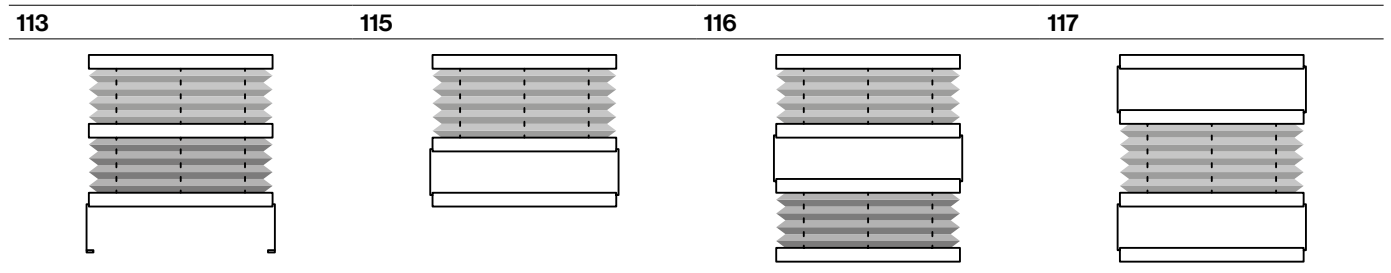


Système à languette Jour/nuit.

Système à languette Avec profil de montage inférieur.

Système à languette Jour/nuit avec ouverture centrale.

Système à languette Fermeture du haut vers le bas et bas vers le haut. Profil de montage supérieur et inférieur.



Configuration

Système à languette. Jour/nuit avec profil de montage inférieur.

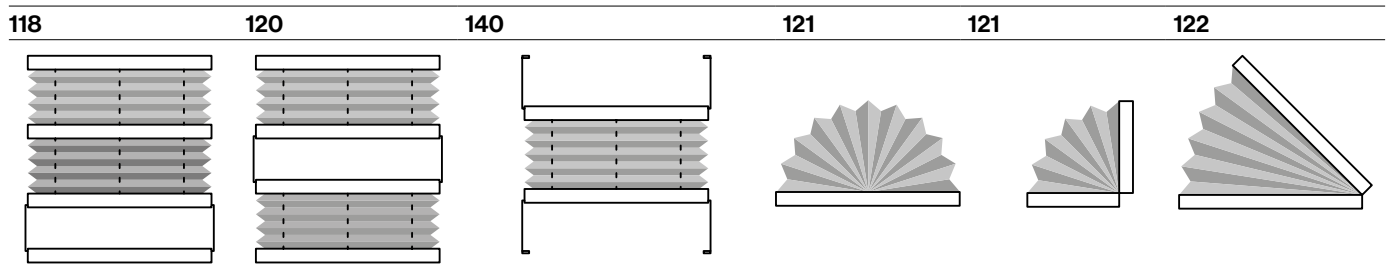
Système à languette Rideau divisé.

Système à languette. Fermeture du haut vers le bas et bas vers le haut sans profils de montage.

Largeur maximum 1,30

Largeur maximum 0,70

Largeur maximum 1,30




Caractéristiques techniques

Largeurs maximales selon le type de configuration

| | |
|---|-----------------|
| N° configuration | Largeur maximum |
| 111 • 112 • 113 • 114 • 115 • 116 • 117 • 118 • 119 • 120 • 140 | 1,20 m |

Plissé Glass

029300 Système de 20 mm
Configuración 111 y 140



Éléments

| N° | Réf. | Description | N° | Réf. | Description |
|----|--------|-----------------------------------|----------------|--------|--|
| 1 | 031241 | Profil facile à ajuster 580 cm XS | 4 ^A | 031244 | Tension Shoe XS (configuration 140) |
| 2 | 031242 | Union coin XS | 5 | 031251 | Clip de fixation de fenêtre XS |
| 3 | 031243 | Couverture d'angle blanc ABS XS | 6 | 031253 | Ruban de fixation de fenêtre XS |
| 4 | 031244 | Tension Shoe XS | 7 | 029202 | Système de cordon de support de plafond plissé |


Mesures de fabrication

| Maximums | | Minimums | |
|----------|--------|----------|--------|
| Largeur | 1,20 m | Largeur | 0,30 m |
| Hauteur | 2,40 m | Hauteur | 0,30 m |

 Modèles

Plissé 27 Spécial

029040 Système de 27 mm



Éléments

| N° | Réf. | Description | N° | Réf. | Description |
|----|--------|----------------------------------|----|--------|---|
| 1 | 042098 | Profil fixe 27 | 8 | 042126 | Arrêter embout avec vis Vertical 27 |
| 2 | 042096 | Profil mobile 27 | 9 | 042113 | Filetage de fixation avec écrou riveté 27 |
| 3 | 042099 | Coulisse supérieur 27 | 10 | 042127 | Ressort 27 |
| 4 | 042082 | Bande PVC réseau d'ancrage H260 | 11 | 042084 | Clip central 27 |
| 5 | 042124 | Embout supérieure profil fixe 27 | 12 | 042805 | Joint brosse 58-900 |
| 6 | 042125 | Embout supérieure profil mur | 13 | 042023 | Support moustiquaire Plissé |
| 7 | 042123 | Embout inférieure Vertical 27 | | | |

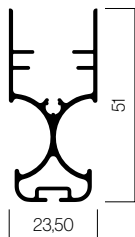
Mesures de fabrication

| Maximums | | Minimums | |
|----------|---------------|----------|---------------|
| Largeur | 1,60 m | Largeur | 0,40 m |
| Hauteur | 2,60 m | Hauteur | 0,40 m |

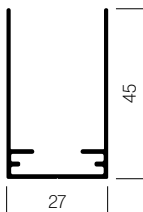
Caractéristiques techniques

Profils

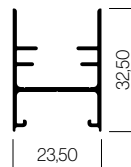
Profil mobile 27
042096



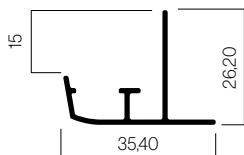
Coulisse supérieure 27
042099



Profil fixe 27
042098



Guide Avant
031241



Votre monde,
notre univers.

F.T. PLISADA · FR · 02 · 0622

— Scheda tecniche

Plissettata




Modelli

Sistema 20 mm

029001 Sistema de 20 mm

029030 Sistema de 25 mm



Componenti

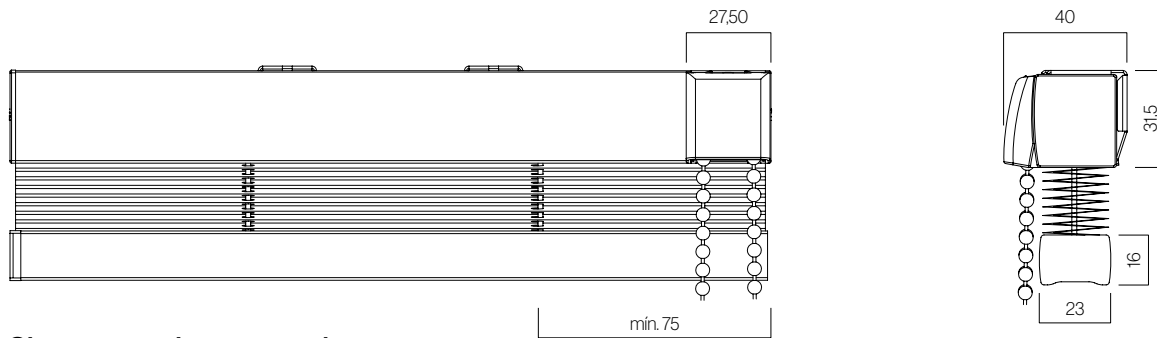
| N° | Codice | Descrizione | N° | Codice | Descrizione |
|----|--------|-------------------------|----|--------|---|
| 1 | 029210 | Meccanismo Plissettata | 7 | 029205 | Corda plissettata 1:2 |
| 2 | 029206 | Tappo profilo superiore | 8 | 029212 | Giunta Plissettata |
| 3 | 029217 | Profilo in alluminio | 9 | 029202 | Supporto per soffitto plissettata sistema corda |
| 4 | 029216 | Profilo in PVC | 10 | 029226 | Staffa supporto parete Plissettata |
| 5 | 029215 | Passacorda | 11 | 029227 | Staffa di separazione Plissettata |
| 6 | 029209 | Tappo profilo inferiore | 12 | 029203 | Corda plissettata 0,8 |

Misure di produzione

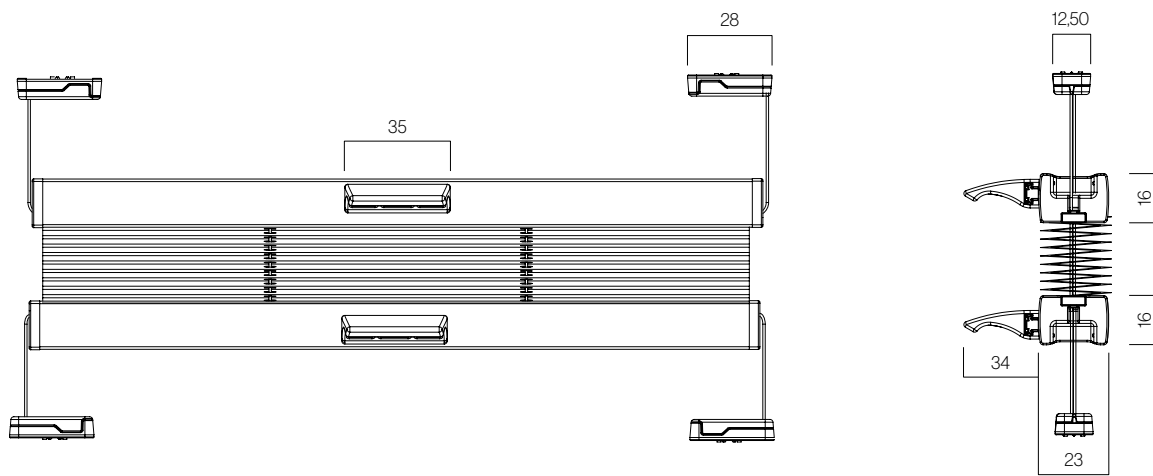
| Massimo | | Minimo | |
|-----------|---------------|-----------|---------------|
| Larghezza | 2,30 m | Larghezza | 0,30 m |
| Altezza | 3,00 m | Altezza | 0,30 m |

Tipologie di sistemi

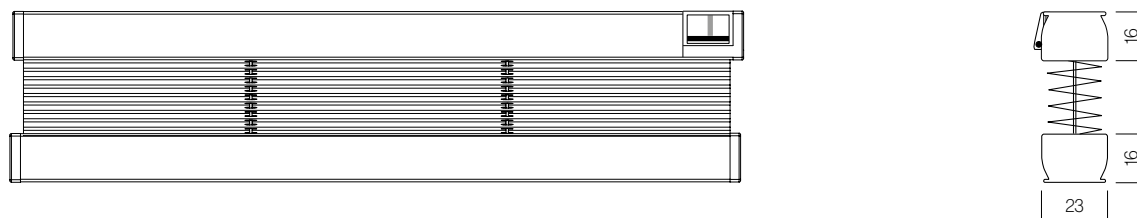
Sistema a catena



Sistema tensione manuale



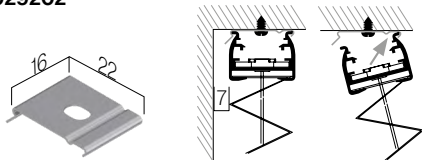
Sistema a corda



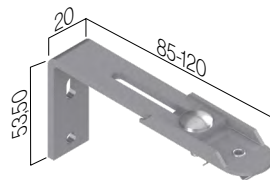
Supporti

Supporti per installazioni a soffitto e a parete

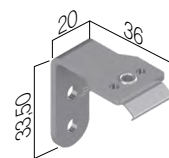
Soffitto
029202



Staffa di separazione
029227

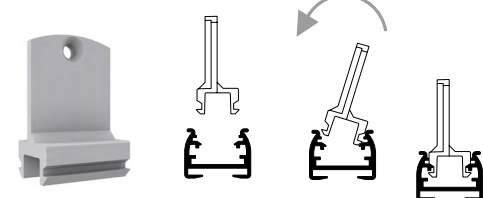


Supporto a parete
029226

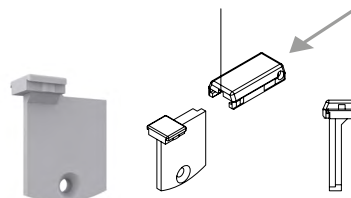


Supporto per tenda in vetro

Supporto superiore



Kit supporto inferiore



Coperchio di supporto



Versione

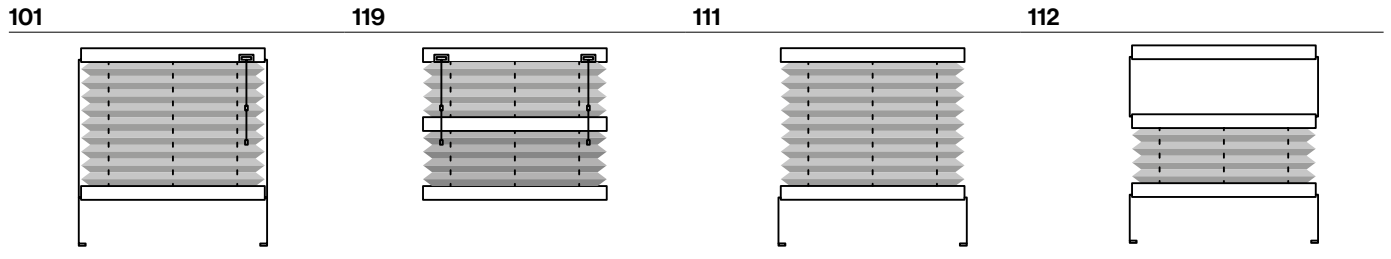
Configurazioni

Meccanismo con corda
Con guide laterali (corda).

Meccanismo doppio cavo
Notte/giorno.

Azionamento manuale Con
guide laterali (corda).

Azionamento manuale Chiusura
sopra/sotto e sotto/sopra.
Profilo di montaggio superiore.

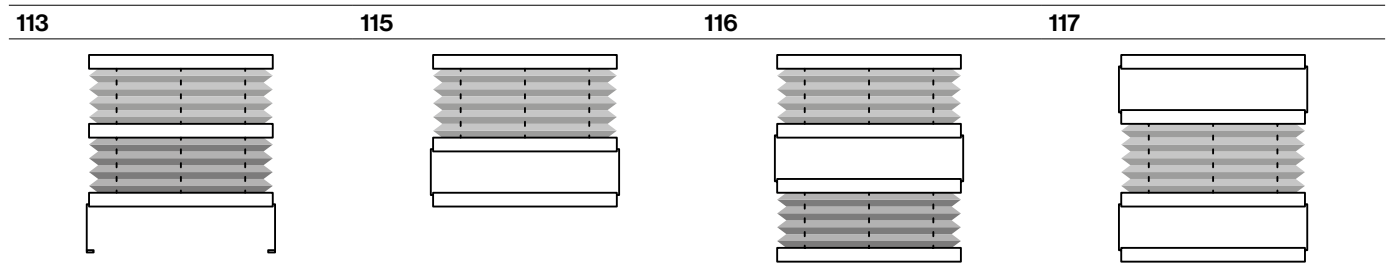


Azionamento manuale
Notte/giorno.

Azionamento manuale Con
profilo di montaggio inferiore.

Azionamento manuale Notte/
giorno con apertura centrale.

Azionamento manuale
Chiusura sopra/sotto
e sotto/sopra, profilo di mon-
taggio superiore e inferiore.



Configurazioni

Azionamento ma-
nuale. Notte/giorno
con profilo di
montaggio inferiore.

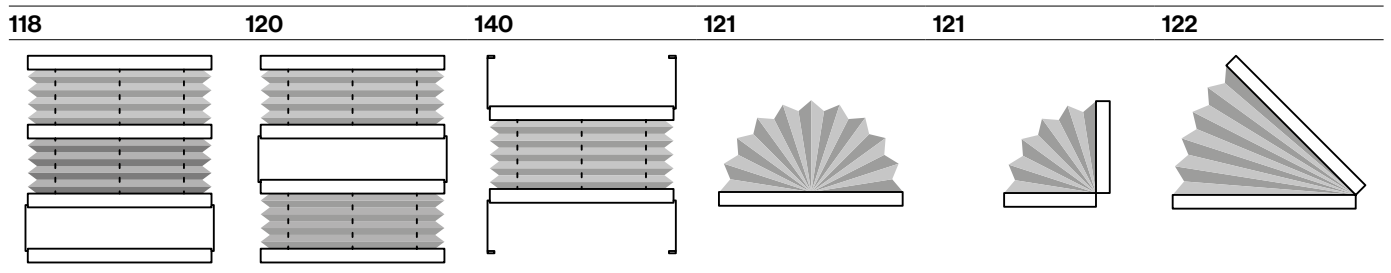
Azionamento
manuale. Apertura
centrale.

Azionamento
manuale
Chiusura sopra/so-
ttoe sotto/sopra.

Massimo 1,30
larghezza

Massimo 0,70
larghezza

Massimo 1,30
larghezza



Caratteristiche tecniche

Larghezze massime a seconda del tipo di configurazione

N° configurazione


Larghezza massima

111 • 112 • 113 • 114 • 115 • 116 • 117 • 118 • 119 • 120 • 140

1,20 m

Plisada Glass

029300 Sistema de 20 mm
Configuración 111 y 140



Componenti


| Nº | Codice | Descrizione | Nº | Codice | Descrizione |
|----|--------|--------------------------------------|----------------|--------|--|
| 1 | 031241 | Profilo facile regolazione 580 cm XS | 4 ^A | 031244 | Tension shoe XS (configurazione 140) |
| 2 | 031242 | Unione angolo XS | 5 | 031251 | Clip di fissaggio per finestre XS |
| 3 | 031243 | Copertura angolo bianco ABS XS | 6 | 031253 | Nastro di fissaggio per finestre XS |
| 4 | 031244 | Tension shoe XS | 7 | 029202 | Sistema di cavi di sostegno del soffitto plissettato |

Misure di produzione

| Massimo | | Minimo | |
|-----------|--------|-----------|--------|
| Larghezza | 1,20 m | Larghezza | 0,30 m |
| Altezza | 2,40 m | Altezza | 0,30 m |

Plisada 27 Especial

029040 Sistema de 27 mm



Componenti

| N° | Codice | Descrizione | N° | Codice | Descrizione |
|----|--------|--|----|--------|--------------------------------------|
| 1 | 042098 | Profilo Fisso 27 | 8 | 042126 | Fermo testata c/vite Verticale 27 |
| 2 | 042096 | Profilo mobile 27 | 9 | 042113 | Fissaggio filo con dado filettato 27 |
| 3 | 042099 | Guida superiore 27 | 10 | 042127 | Molla 27 |
| 4 | 042082 | Profilo PVC fissaggio rete a nastro H260 | 11 | 042084 | Clip centrale 27 |
| 5 | 042124 | Testata superiore profilo fisso 27 | 12 | 042805 | Spazzolino 58-900 |
| 6 | 042125 | Testata superiore profilo parete | 13 | 042023 | Supporto zanzariera plissettata |
| 7 | 042123 | Tappo inferiore verticale 27 | | | |

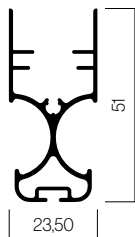
Misure di produzione

| Massimo | | Minimo | |
|-----------|--------|-----------|--------|
| Larghezza | 1,60 m | Larghezza | 0,40 m |
| Altezza | 2,60 m | Altezza | 0,40 m |

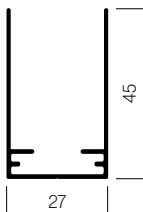
Caratteristiche tecniche

Profili

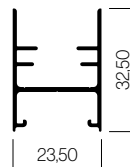
Profilo mobile 27
042096



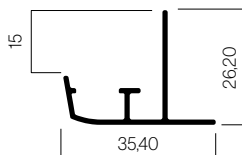
Guida superiore 27
042099



Profilo Fisso 27
042098



Guida Avant
031241



Il tuo mondo,
il nostro universo.

Folha técnica

Plissada




Modelos

Sistema 20 mm

029001 Sistema de 20 mm

029030 Sistema de 25 mm



Componentes

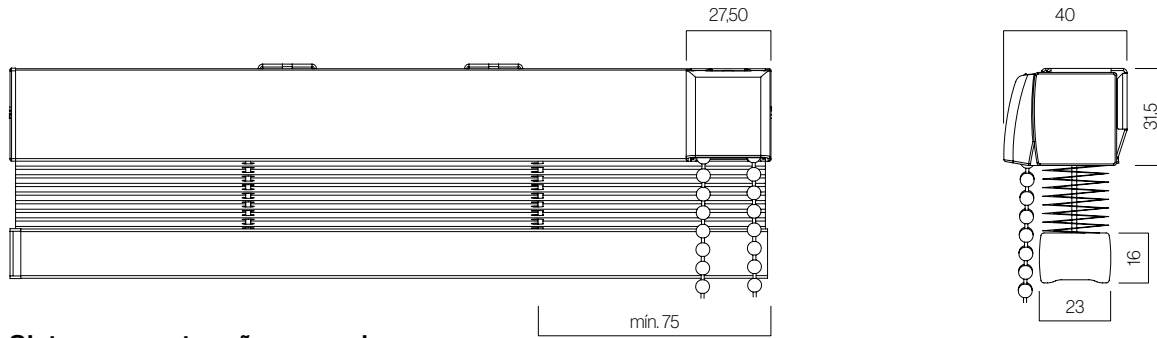
| Nº | Cód. | Descrição | Nº | Cód. | Descrição |
|----|--------|------------------------|----|--------|--------------------------------------|
| 1 | 029210 | Mecanismo Plissada | 7 | 029205 | Cordão plissada 1:2 |
| 2 | 029206 | Tampão perfil superior | 8 | 029212 | Igualador Plissada |
| 3 | 029217 | Perfil alumínio | 9 | 029202 | Suporte teto plissada sistema cordão |
| 4 | 029216 | Perfil PVC | 10 | 029226 | Esquadro suporte parede Plissada |
| 5 | 029215 | Passador de cordão | 11 | 029227 | Esquadro separação Plissada |
| 6 | 029209 | Tampão perfil inferior | 12 | 029203 | Cordão Plissada 0,8 |

Medidas de fabricação

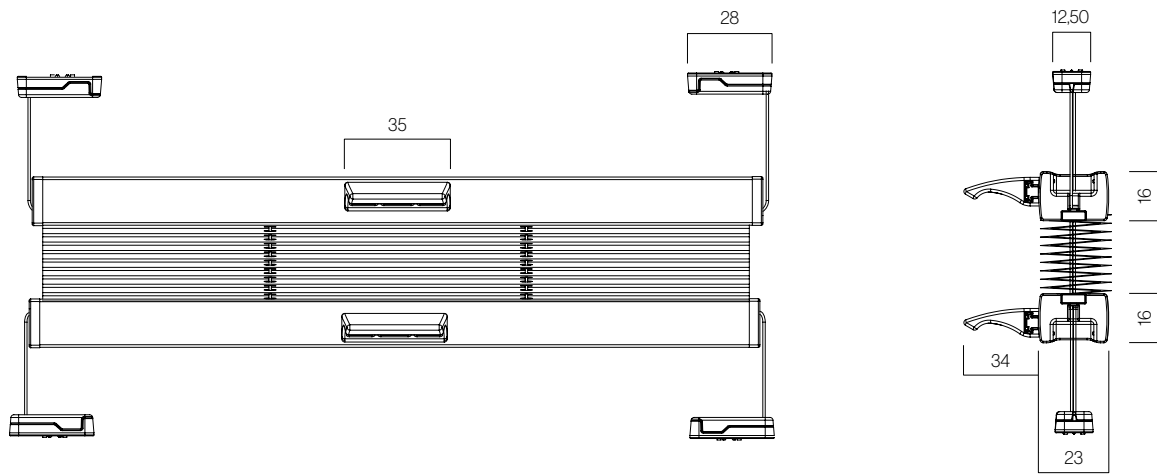
| Máximos | | Mínimos | |
|---------|---------------|---------|---------------|
| Largura | 2,30 m | Largura | 0,30 m |
| Altura | 3,00 m | Altura | 0,30 m |

Tipos de sistemas

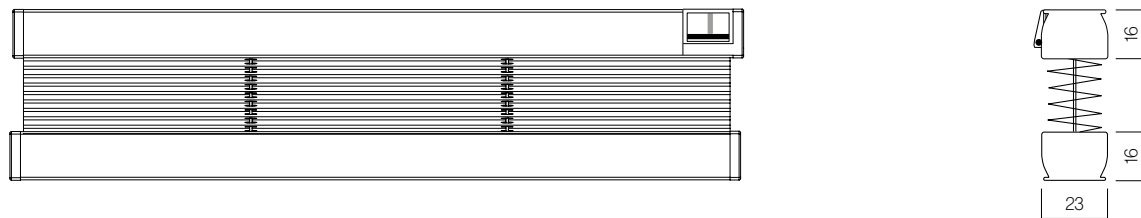
Sistema em corrente



Sistema com tensão manual



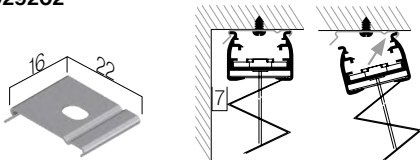
Sistema de corrente



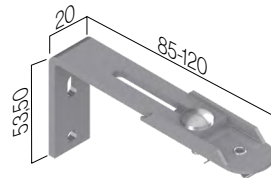
Suportes

Suportes para telhados e paredes

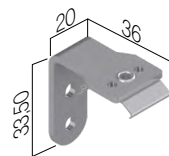
Suporte teto
029202



Esquadro separador
029227

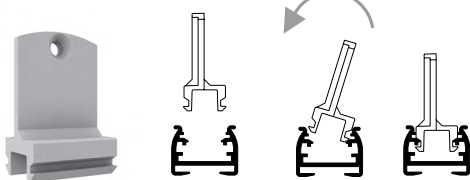


Suporte parede
029226

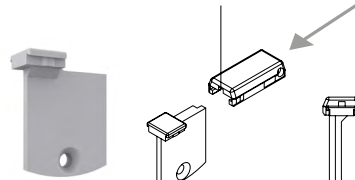


Suporte para cortina de vidro

Suporte superior



Jgo. suporte inferior



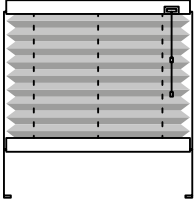
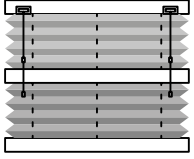
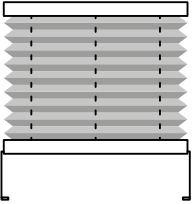
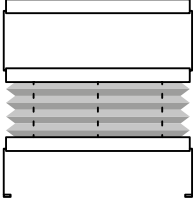
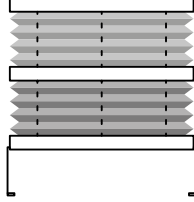
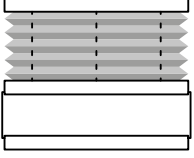
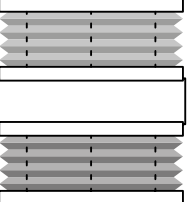
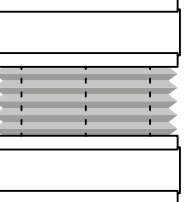
Tampa suporte



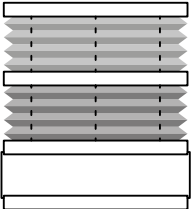
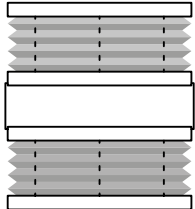
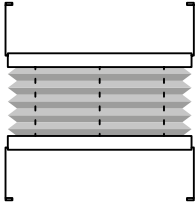
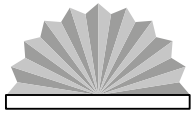
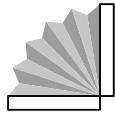
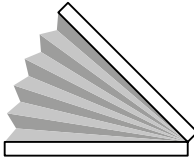
Medidas em mm.

Tipos de configuração

Versão

| | | | |
|---|---|--|--|
| Mecanismo de cordão Com guias laterais (cordão). | Mecanismo duplo cordão. Noite/dia. | Acionamento manual Com guias laterais (cordão). | Acionamento manual Fecho acima/abaixo e abaixo/acima. Perfil de montagem superior. |
| 101 | 119 | 111 | 112 |
|  |  |  |  |
| Acionamento manual Noite/dia. | Acionamento manual Com perfil de montagem inferior. | Acionamento manual Noite/ dia com abertura central. | Acionamento manual Fecho acima/abaixo e abaixo/acima. Perfil de montagem superior e inferior. |
| 113 | 115 | 116 | 117 |
|  |  |  |  |

Versão

| | | | | | |
|---|---|---|--|---|---|
| Acionamento ma- nual. Noite/dia com perfil de montagem inferior. | Acionamento manual. Abertura central. | Acionamento manual. Fecho acima/abaixo e abaixo/acima. | Máximo 1,30 largura | Máximo 0,70 largura | Máximo 1,30 largura |
| 118 | 120 | 140 | 121 | 121 | 122 |
|  |  |  |  |  |  |

Características técnicas


Largura máxima de acordo com o tipo de configuração

| | |
|---|----------------|
| Nº configuração | Largura máxima |
| 111 • 112 • 113 • 114 • 115 • 116 • 117 • 118 • 119 • 120 • 140 | 1,20 m |

 Modelos

Plisada Glass

029300 Sistema de 20 mm
Configuração 111 e 140



Componentes

| Nº | Cód. | Descrição | Nº | Cód. | Descrição |
|----|--------|----------------------------------|----------------|--------|---|
| 1 | 031241 | Perfil fácil de ajuste 580 cm XS | 4 ^A | 031244 | Tensão Shoe XS (configuração 140) |
| 2 | 031242 | Junção canto XS | 5 | 031251 | Clipe de fixação da janela XS |
| 3 | 031243 | Tampa canto branco ABS XS | 6 | 031253 | Fita de fixação da janela XS |
| 4 | 031244 | Tensão Shoe XS | 7 | 029202 | Sistema de cordão de suporte de teto plissado |


Medidas de fabricação

| Máximos | | Mínimos | |
|---------|--------|---------|--------|
| Largura | 1,20 m | Largura | 0,30 m |
| Altura | 2,40 m | Altura | 0,30 m |

 Modelos

Plisada 27 Especial

029040 Sistema de 27 mm



Componentes

| Nº | Cód. | Descrição | Nº | Cód. | Descrição |
|----|--------|----------------------------------|----|--------|--------------------------------------|
| 1 | 042098 | Perfil fixo 27 | 8 | 042126 | Topo testeiro c/parafuso Vertical 27 |
| 2 | 042096 | Perfil móvel 27 | 9 | 042113 | Fixação fio com porca de rebite 27 |
| 3 | 042099 | Guia superior 27 | 10 | 042127 | Mola 27 |
| 4 | 042082 | Tira PVC fixação rede H260 | 11 | 042084 | Clip central 27 |
| 5 | 042124 | Testeiro superior perfil fixo 27 | 12 | 042805 | Tapete 58-900 |
| 6 | 042125 | Testeiro superior perfil parede | 13 | 042023 | Suporte mosquiteira plissada |
| 7 | 042123 | Tampa inferior Vertical 27 | | | |

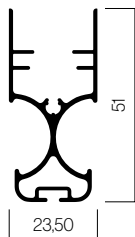
Medidas de fabricação

| Máximos | | Mínimos | |
|---------|---------------|---------|---------------|
| Largura | 1,60 m | Largura | 0,40 m |
| Altura | 2,60 m | Altura | 0,40 m |

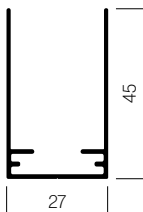
Características técnicas

Perfis

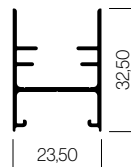
Perfil móvel 27
042096



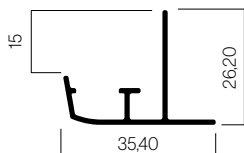
Guia superior 27
042099



Perfil fixo 27
042098



Guia Avant
031241



O seu mundo,
o nosso universo.