

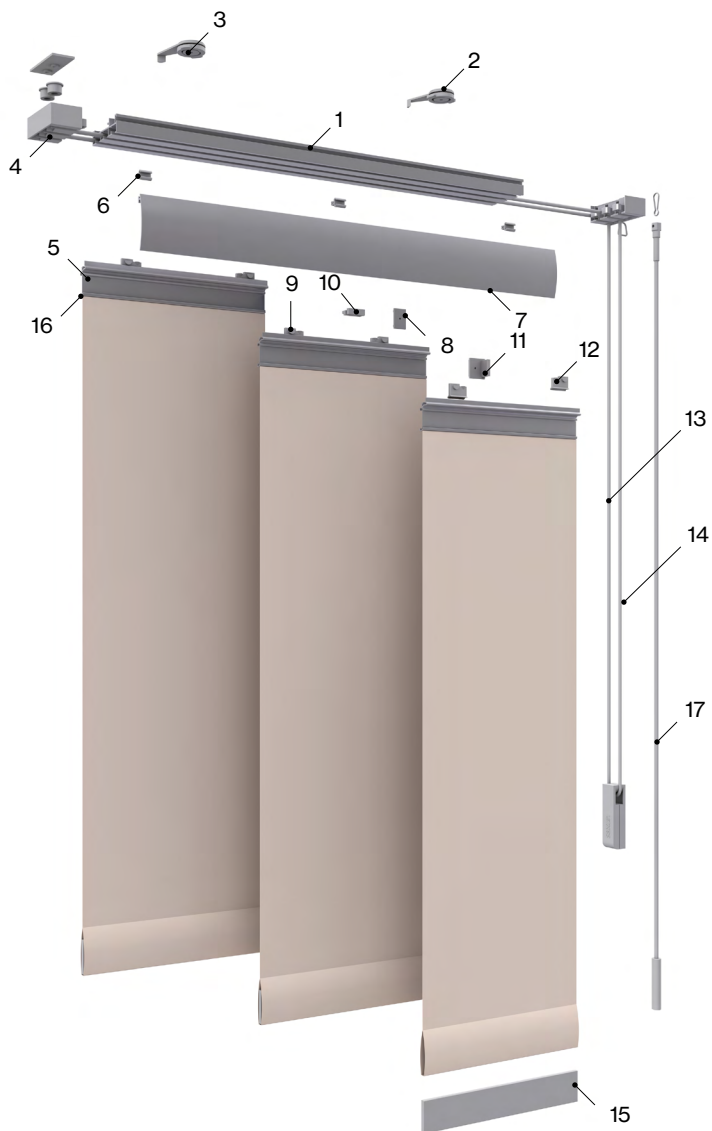
— Ficha técnica

# Panel Deslizante

- ES
- EN
- FR
- IT
- PT

## Panel deslizante

030400 Sistema Básico



### Componentes

Nº	Cód.	Descripción	Nº	Cód.	Descripción
1	030451	Perfil Panel Deslizante - 3 vías	10	030707	Unión de cordón
2	030477	Soporte perfil 2 y 3 vías Panel Deslizante	11	030711	Tope en "T"
3	030478	Soporte perfil 4 y 5 vías Panel Deslizante	12	030470	Correderas porta telas
4	030463	Juego cabezal - 3 vías	13	030473	Cordón
5	030461	Porta telas velcrado	14	030426	Tensor Slim XL
6	030472	Soporte enlace perfil galería	15	030456	Pletina aluminio
7	030479	Perfil embellecedor	16	030413	Velcro macho
8	030710	Tope en "L"	17	030066	Varilla tirador 1 m
9	030709	Tope con tornillo			

### Medidas de fabricación

Máximos

Ancho	<b>6,00 m</b>
Alto	<b>3,00 m</b>

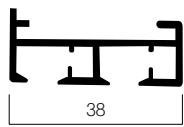
Mínimos

Ancho	<b>0,30 m</b>
Alto	<b>0,30 m</b>

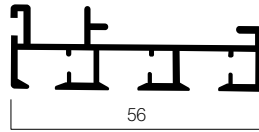
# Características

## Vías y Paneles

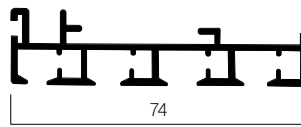
Riel 2 vías



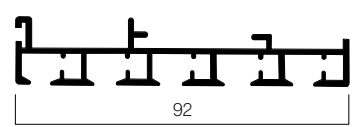
Riel 3 vías



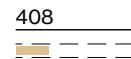
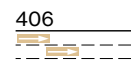

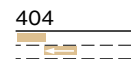
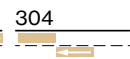
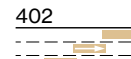
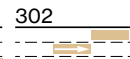
Riel 4 vías



Riel 5 vías



No admite perfil embellecedor.



■ Paneles fijos.

■ Paneles móviles.

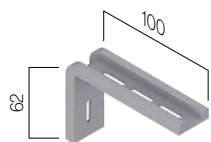
• Tipologías que no se pueden motorizar: 201 • 203 • 206 • 207 • 302 • 304 • 402 • 404 • 405.

• Tipologías que se pueden proveer con doble mando: 401 • 402 • 403 • 404 • 501 • 502 • 503 • 504.

## Soportes

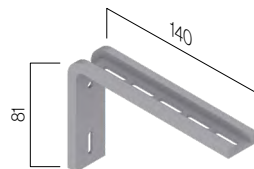
Escuadra de 10 cm (89 • 127)

**034048**



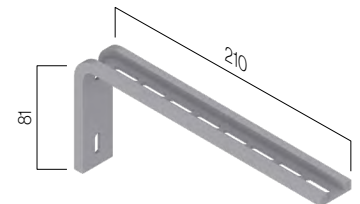
Escuadra de 14 cm (89 • 127)

**034049**



Escuadra de 21 cm (250)

**034052**



Soporte 2-3 vías

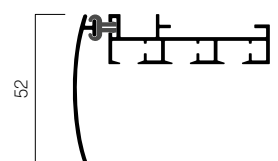


Soporte 4-5 vías



Montaje perfil embellecedor


Excepto con riel de 2 vías



### Soporte • Cantidad de soportes en la instalación

Soportes	Metros						
	0	1	2	3	4	5	6
	2	3	4	5	6	7	8

Tu mundo,  
nuestro universo.





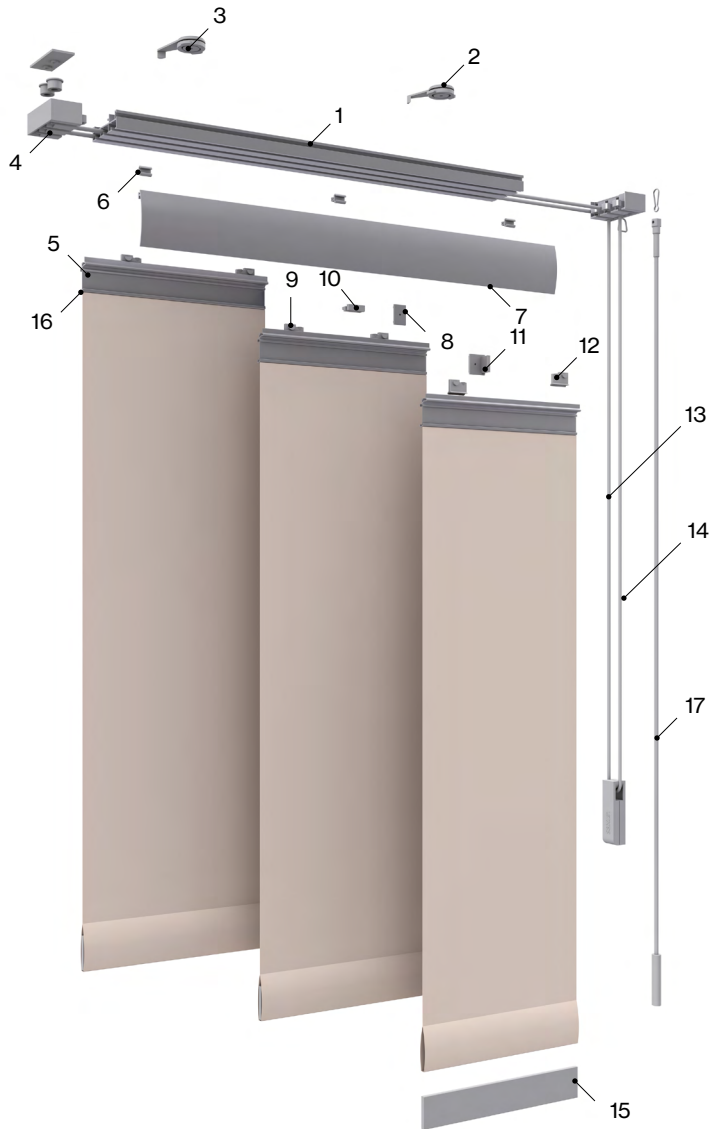
— Datasheet

# Sliding Panel

 Model

## Sliding panel

030400 Basic system



### Components

Nº	Code	Description	Nº	Code	Description
1	030451	Sliding Panel Profile - 3 tracks	10	030707	Cord Union
2	030477	2 and 3-track profile bracket Sliding panel	11	030711	"T" stopper
3	030478	4 and 5-track profile bracket Sliding panel	12	030470	Fabric carrier sliders
4	030463	Covering set - 3-track	13	030473	Cord
5	030461	Velcro fabric holder	14	030426	Slim XL Tensor
6	030472	Bracket link profile gallery	15	030456	Aluminium plate
7	030479	Enhancer profile	16	030413	Velcro male
8	030710	"L" stopper	17	030066	Handle rod 1m
9	030709	Stopper with screw			

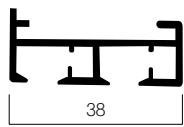
### Manufacturing measurements

Maximum		Minimum	
Width	<b>6.00 m</b>	Width	<b>0.30 m</b>
Height	<b>3.00 m</b>	Height	<b>0.30 m</b>

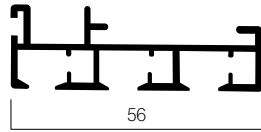
# Technical characteristics

## Tracks and panels

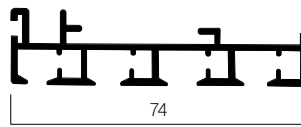
Rail 2 tracks



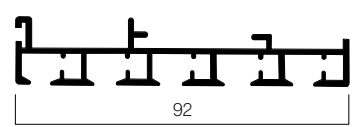
Rail 3 tracks



Rail 4 tracks



Rail 5 tracks



Does not support enhancer profile.

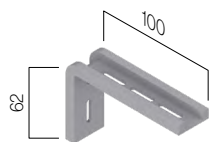
201	202	301	302	401	402	501	502
203	204	303	304	403	404	503	504
205	206	305	306	405	406	505	506
207	208	307	407	408	507		
209	308	409	508				
210	410	509					
	411	510					

Fixed panels.
  Mobile panels.

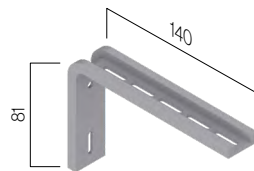
- Types that cannot be motorised: 201 • 203 • 206 • 207 • 302 • 304 • 402 • 404 • 405.
- Double control only in types: 401 • 402 • 403 • 404 • 501 • 502 • 503 • 504.

## Brackets

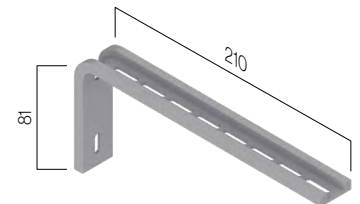
Square 10 cm (89 • 127)  
**034048**



Square 14 cmm (89 • 127)  
**034049**



Square 21 cm (250)  
**034052**



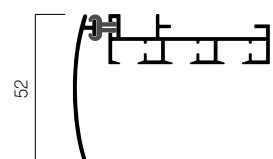
2-3 track bracket



4-5 track bracket



Mounting Trim profile  
Except with 2-way rail



### Support • Number of brackets in the installation

	Metres						
Brackets	0	1	2	3	4	5	6
	2	3	4	5	6	7	8

Your world,  
our universe.

F.T. PANEL DESLIZANTE · EN · 01 · 0422



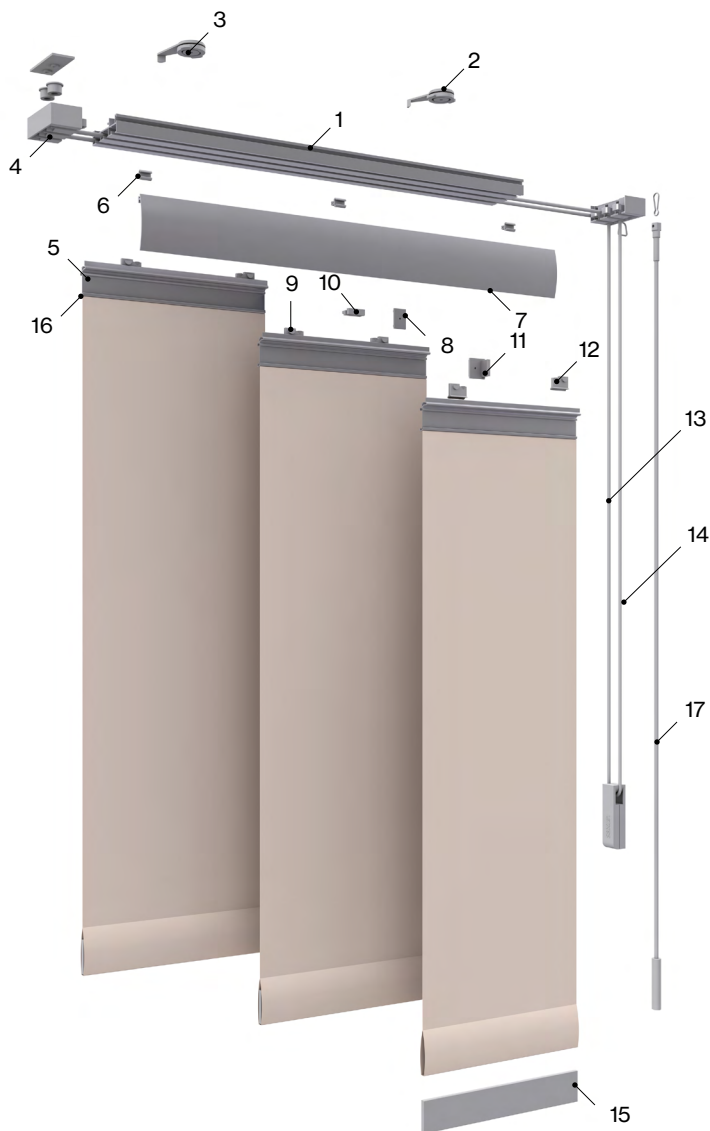
— Fiche technique

# Panneau Coulissant


 Modèle

## Panneau coulissant

030400 Système basic



### Éléments

N°	Réf.	Description	N°	Réf.	Description
1	030451	Rail Panneau Coulissant - 3 voies	10	030707	Union du cordon
2	030477	Support profil 2 et 3 voies	11	030711	Butée en "T"
3	030478	Support profil 4 et 5 voies	12	030470	Coulissant porte toile
4	030463	Paire de tête - 3 voies	13	030473	Cordon
5	030461	Porte toile velcro	14	030426	Contrepoids chaîne Slim XL
6	030472	Support union profil galerie	15	030456	Platine aluminium
7	030479	Profil enjoliveur 52	16	030413	Velcro mâle
8	030710	Butée en "L"	17	030066	Tringle 1 m
9	030709	Butée avec vis			

### Mesures de fabrication

#### Maximums

Largeur	<b>6,00 m</b>
Hauteur	<b>3,00 m</b>

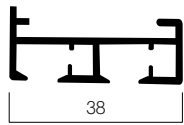
#### Minimums

Largeur	<b>0,30 m</b>
Hauteur	<b>0,30 m</b>

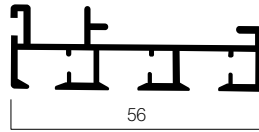
# Caractéristiques techniques

## Rails et les types d'ouverture

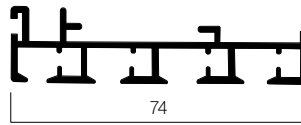
Rail 2 voies



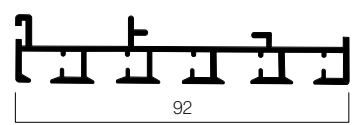
Rail 3 voies



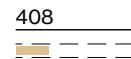
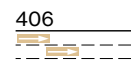
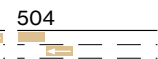
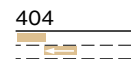
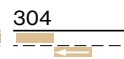
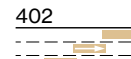
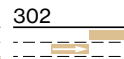
Rail 4 voies



Rail 5 voies



Incompatible avec le profil enjoliveur.

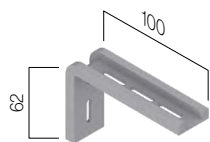


Panneaux fixes. Panneaux mobiles.

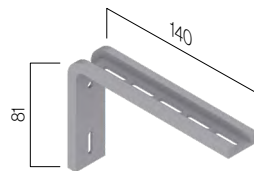
• Typologies qui ne peuvent être motorisés: 201 • 203 • 206 • 207 • 302 • 304 • 402 • 404 • 405.  
 • Double commande uniquement en typologies: 401 • 402 • 403 • 404 • 501 • 502 • 503 • 504.

## Supports

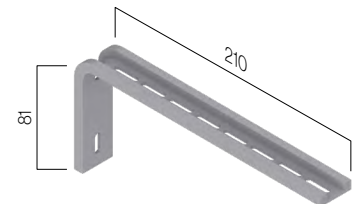
Équerre de 10 cm (89 • 127)  
**034048**



Équerre de 14 cm (89 • 127)  
**034049**



Escuadra de 21 cm (250)  
**034052**



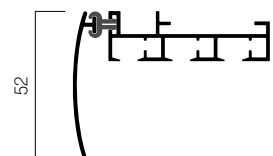
Support 2-3 voies



Support 4-5 voies



Montage Profil enjoliveur  
A l'exception rail 2 voies



### Support • Support nécessaire pour l'installation

	Mètres						
	0	1	2	3	4	5	6
Supports	2	3	4	5	6	7	8

Votre monde,  
notre univers.

F.T. PANEL DESLIZANTE · FR · 01 · 0422

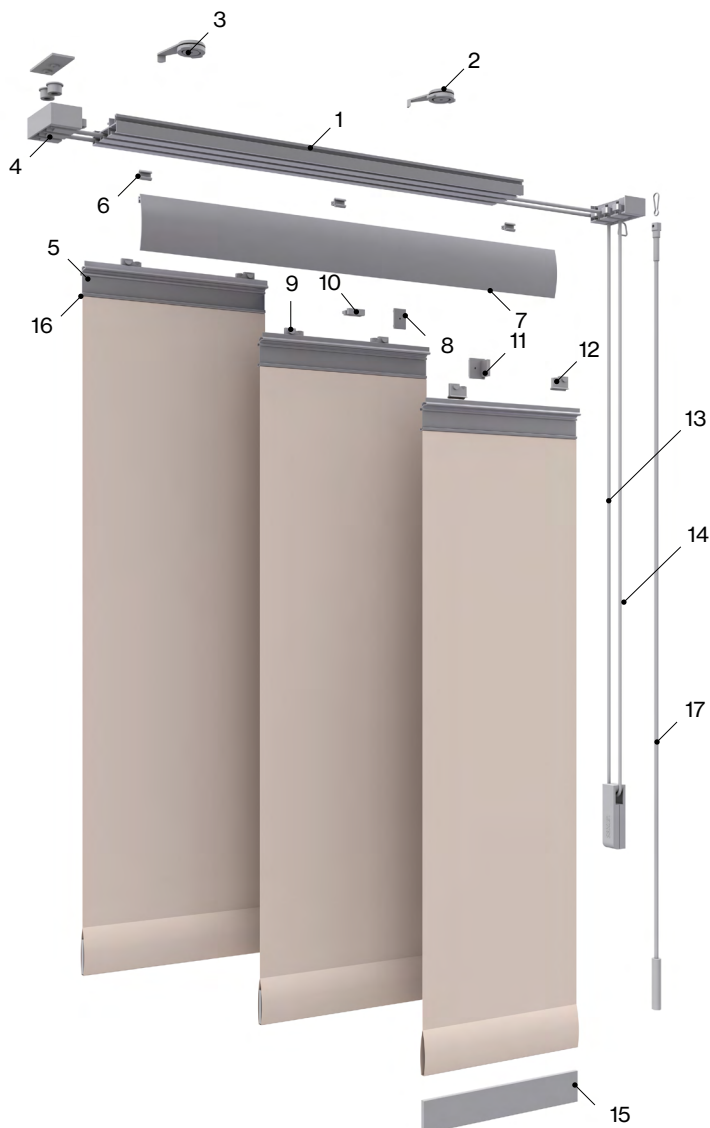


— Scheda tecniche

# Pannello Scorrevole

## Pannello scorrevole

030400 Sistema basico



### Componenti

N°	Codice	Descrizione	N°	Codice	Descrizione
1	030451	Profilo pannello scorrevole - 3 vie	10	030707	Unione del cavo
2	030477	Supporto profilo a 2 e 3 vie Pann. scorrevole	11	030711	Fermo a "T"
3	030478	Supporto profilo a 4 e 5 vie Pann. scorrevole	12	030470	Guida porta tele
4	030463	Kit cassetto - 3 vie	13	030473	Corda
5	030461	Porta tele in velcro	14	030426	Tenditore Slim XL
6	030472	Supporto collegamento profilo mantovana	15	030456	Piattina in alluminio
7	030479	Profilo anello	16	030413	Velcro maschio
8	030710	Fermo a "L"	17	030066	Asta maniglia 1m
9	030709	Fermo con vite			

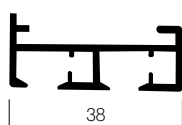
### Misure di produzione

Massimo		Minimo	
Larghezza	<b>6,00 m</b>	Larghezza	<b>0,30 m</b>
Altezza	<b>3,00 m</b>	Altezza	<b>0,30 m</b>

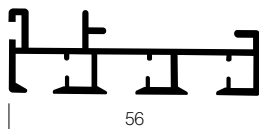
# Caratteristiche tecniche

## Binari e pannelli

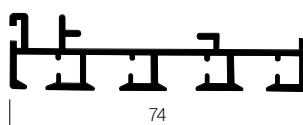
Binario a 2 vie



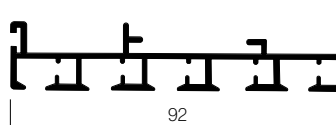
Binario a 3 vie



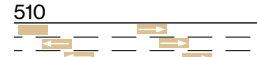
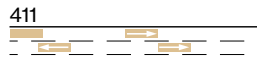
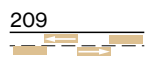
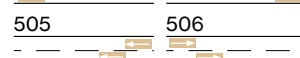
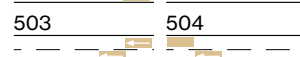
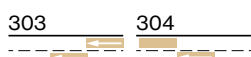
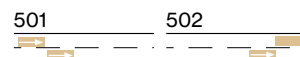
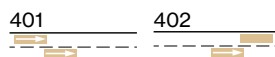
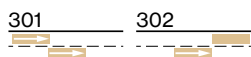
Binario a 4 vie



Binario a 5 vie



No admite perfil embellecedor.

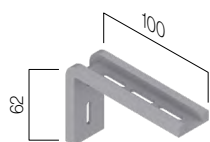


■ Pannelli fissi. ■ Pannelli mobili.

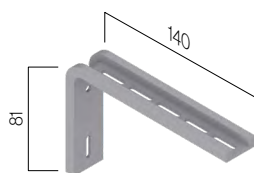
• Tipologías que non poden ser motorizadas: 201 • 203 • 206 • 207 • 302 • 304 • 402 • 404 • 405.  
 • Doble mando sólo en tipologías: 401 • 402 • 403 • 404 • 501 • 502 • 503 • 504.

## Supporti

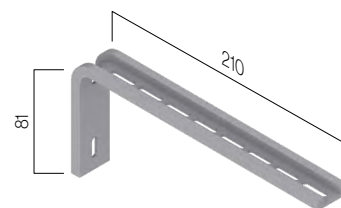
Staffa 10 cm (89 • 127)  
**034048**



Staffa 14 cm (89 • 127)  
**034049**



Staffa 21 cm (250)  
**034052**



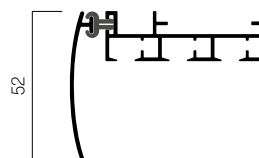
Supporto a 2-3 vie



Supporto a 4-5 vie



Montaggio Profilo di copertura  
Eccezione per binari a 2 vie.



### Supporto • Numero di supporti nell'installazione

	Metri						
Supporti	0	1	2	3	4	5	6
	2	3	4	5	6	7	8

Il tuo mondo,  
il nostro universo.

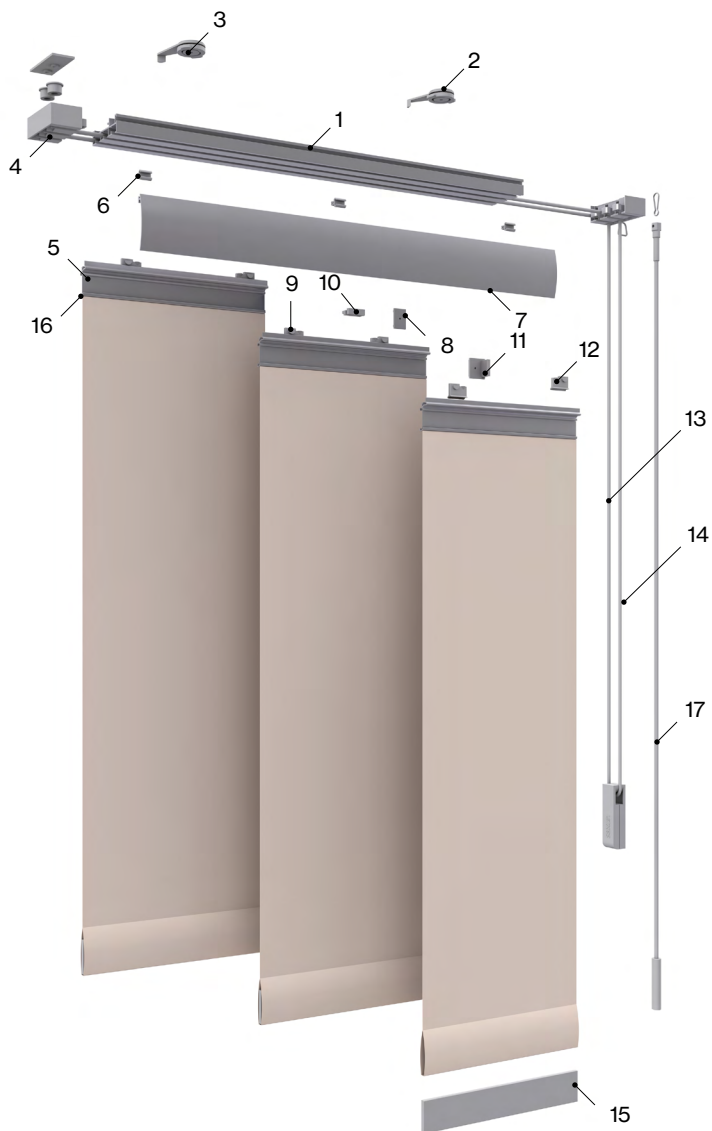


— Folha técnica

# Painel Deslizante

### Painel deslizante

030400 Sistema Básico



#### Componentes

Nº	Cód.	Descrição	Nº	Cód.	Descrição
1	030451	Perfil Painel Deslizante - 3 vias	10	030707	União do cordão
2	030477	Suporte perfil 2 e 3 vias Painel Deslizante	11	030711	Topo em "T"
3	030478	Suporte perfil 4 e 5 vias Painel Deslizante	12	030470	Portas de correr porta-telas
4	030463	Jogo cabeça - 3 vias	13	030473	Cordão
5	030461	Porta telas velcrado	14	030426	Tensor Slim XL
6	030472	Suporte enlace perfil galeria	15	030456	Placa de alumínio
7	030479	Perfil friso embelezador	16	030413	Velcro macho
8	030710	Topo em "L"	17	030066	Vareta puxador 1 m
9	030709	Topo com parafuso			

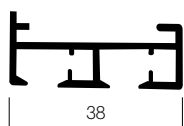
#### Medidas de fabricação

Máximos		Mínimos	
Largura	6,00 m	Largura	0,30 m
Altura	3,00 m	Altura	0,30 m

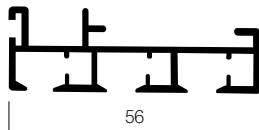
# Características

## Vias e painéis

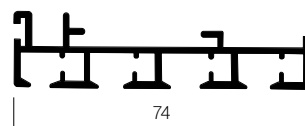
Trilho 2 vias



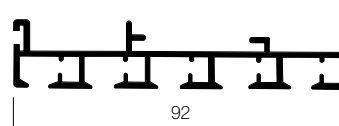
Trilho 3 vias




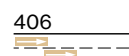
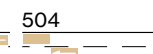

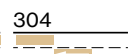
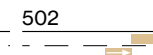
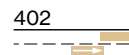
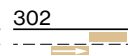
Trilho 4 vias



Trilho 5 vias



Não permite perfil embelezador.



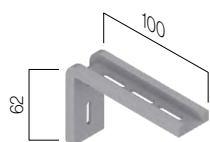
Painéis fixos.

Painéis móveis.

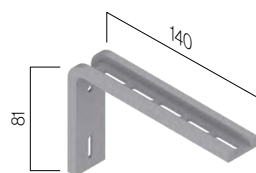
- Tipologias que não podem ser motorizadas: 201 • 203 • 206 • 207 • 302 • 304 • 402 • 404 • 405.
- Controle duplo apenas em tipologias: 401 • 402 • 403 • 404 • 501 • 502 • 503 • 504.

## Suportes

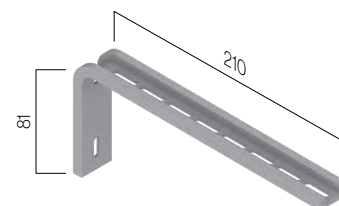
Esquadro de 10 cm (89 • 127)  
**034048**



Esquadro de 14 cm (89 • 127)  
**034049**



Esquadro de 21 cm (250)  
**034052**



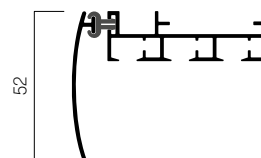
Suporte 2-3 vias



Suporte 4-5 vias



Montagem Perfil embelezador  
Exceto com trilho de 2 vias.



### Suporte • quantidade de suportes na instalação

Suportes	Metros						
	0	1	2	3	4	5	6
	2	3	4	5	6	7	8

O seu mundo,  
o nosso universo.

