


Ficha técnica

Enrollable

- ES
- EN
- FR
- IT
- PT

Modelos

Sistema a cadena




Componentes

| Nº | Cód. | Descripción | Nº | Cód. | Descripción |
|----|--------|--|----|--------|--|
| 1 | 030372 | Terminal aluminio Slim | 14 | 030918 | Mecanismo Enrollable 1:1 S CLS |
| 2 | 030424 | Tapón terminal Slim | 15 | 030803 | Mecanismo Enrollable 1:1 M CLS |
| 3 | 034024 | Cadena 4,5x6 PVC | 16 | 030844 | Mec. Enrollable 1:3 L CLS Desmultiplicador |
| 4 | 030425 | Tensor Slim L | 17 | 030823 | Adaptador tubo 43 CLS |
| 5 | 030949 | Tapa lateral soporte Enrollable S CLS | 18 | 030867 | Adaptador tubo 65 mm |
| 6 | 030808 | Tapa lateral soporte Enrollable M CLS | 19 | 030919 | Cápsula eje 35 CLS |
| 7 | 030846 | Tapa lateral soporte Enrollable L CLS | 20 | 030806 | Cápsula eje 43 CLS |
| 8 | 030950 | Tapa plástico tornillos soporte Enrollable S CLS | 21 | 030801 | Tope opuesto soporte metal Enrollable CLS |
| 9 | 030809 | Tapa plástico tornillos soporte Enrollable M CLS | 22 | 030920 | Tubo de aluminio 35 |
| 10 | 030847 | Tapa plástico tornillos soporte Enrollable L CLS | 23 | 030776 | Tubo de aluminio 43 |
| 11 | 030948 | Soporte metal Enrollable S CLS | 24 | 030773 | Tubo de aluminio 65 |
| 12 | 030807 | Soporte metal Enrollable M CLS | 25 | 030551 | Tope bola cadena |
| 13 | 030845 | Soporte metal Enrollable L CLS | 26 | 034037 | Unión a cadena |



Modelos

Sistema a cardán



Componentes

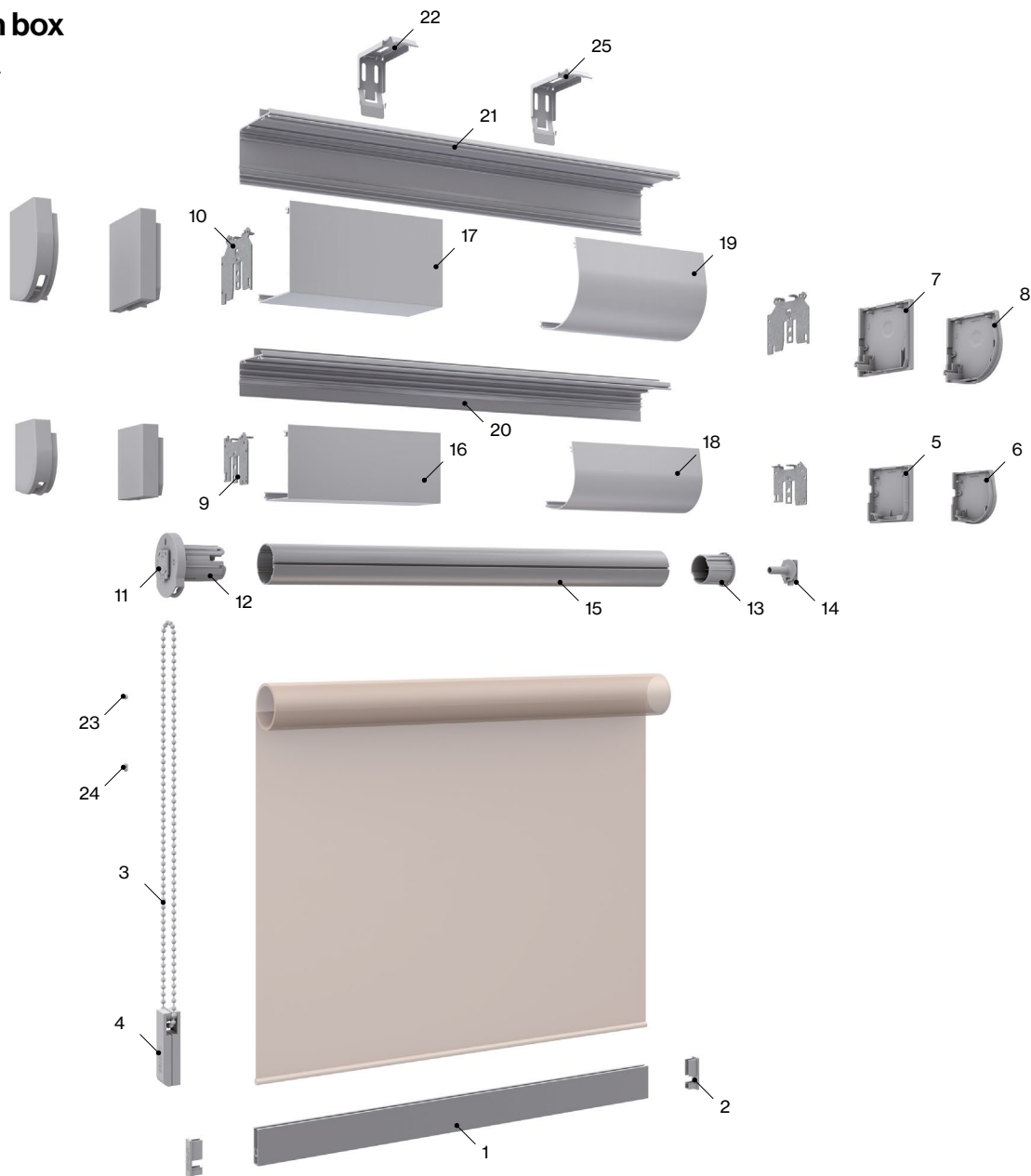
| Nº | Cód. | Descripción | Nº | Cód. | Descripción |
|----|--------|--|----|--------|---|
| 1 | 030372 | Terminal aluminio Slim | 15 | 030193 | Cardán eje 78 |
| 2 | 030424 | Tapón terminal Slim | 16 | 030561 | Cápsula perno cuadrado cardán eje 43 |
| 3 | 030198 | Manivela cardán | 17 | 030562 | Cápsula perno cuadrado cardán eje 50/60 |
| 4 | 030199 | Manivela con gancho 1,80 (cardán-eje 78) | 18 | 030563 | Cápsula perno cuadrado cardán eje 78 |
| 5 | 030808 | Tapa lateral soporte Enrollable M CLS | 19 | 030823 | Adaptador eje 43 CLS |
| 6 | 030846 | Tapa lateral soporte Enrollable L CLS | 20 | 030806 | Cápsula eje 43 CLS |
| 7 | 030809 | Tapa plástico tornillos soporte Enrollable M CLS | 21 | 030536 | Adaptador eje 50/60 |
| 8 | 030847 | Tapa plástico tornillos soporte Enrollable L CLS | 22 | 030538 | Cápsula motor/cardán eje 78 |
| 9 | 030807 | Soporte metal Enrollable M CLS | 23 | 030801 | Tope opuesto soporte metal Enrollable CLS |
| 10 | 030845 | Soporte metal Enrollable L CLS | 24 | 030569 | Perno soporte cápsula eje 78 |
| 11 | 030902 | Sujeción motor eje 43 CLS | 25 | 030776 | Tubo aluminio 43 |
| 12 | 030934 | Placa unión Cardán-Soporte CLS | 26 | 030506 | Tubo aluminio 60 |
| 13 | 030190 | Cardán eje 43 | 27 | 022807 | Tubo de enroll 78 |
| 14 | 030176 | Cardán eje 60 | | | |



Modelos

Sistema Saxun box

Box 70 y 90 interior



Componentes


| Nº | Cód. | Descripción | Nº | Cód. | Descripción |
|----|--------|--|----|--------|---|
| 1 | 030372 | Terminal de aluminio Slim | 14 | 030801 | Tope opuesto soporte metal Enrollable CLS |
| 2 | 030424 | Tapón terminal Slim | 15 | 030776 | Tubo aluminio 43 |
| 3 | 034024 | Cadena 4,5x6 PVC | 16 | 030879 | Tapa cajón S cuadrado |
| 4 | 030425 | Tensor Slim L | 17 | 030826 | Tapa cajón M cuadrado |
| 5 | 030885 | Tapa lateral cajón cuadrado S derecho | 18 | 030880 | Tapa cajón S redondo |
| 6 | 030883 | Tapa lateral cajón redondo S derecho | 19 | 030827 | Tapa cajón M redondo |
| 7 | 030831 | Tapa lateral cajón cuadrado M derecho | 20 | 030877 | Perfil base cajón S |
| 8 | 030830 | Tapa lateral cajón redondo M derecha | 21 | 030824 | Perfil base cajón M |
| 9 | 030876 | Jgo. soportes metal cajón Enrollable S | 22 | 030821 | Soporte instalación cajón M |
| 10 | 030822 | Jgo. soportes metal cajón Enrollable M | 23 | 030551 | Tope bola cadena |
| 11 | 030803 | Mecanismo Enrollable 1:1 M CLS | 24 | 034037 | Unión a cadena |
| 12 | 030823 | Adaptador tubo 43 CLS | 25 | 030875 | Soporte instalación S |
| 13 | 030806 | Cápsula eje 43 CLS | | | |



Modelos

Sistema Saxun box

Box 110 interior y exterior



Componentes


| Nº | Cód. | Descripción | Nº | Cód. | Descripción |
|----|--------|--|----|--------|---|
| 1 | 030182 | Terminal contrapeso sistema 110 | 9 | 022807 | Tubo de enrolla 78 |
| 2 | 030320 | Tapón terminal contrapeso sistema 110 | 10 | 004274 | Cajón Saxun Box 110 Perfil tapadera |
| 3 | 030216 | Jgo. embellecedor testero S.B. 110 redondo | 11 | 030708 | Perfil cofre inferior 110 cuadrado |
| 4 | 030722 | Jgo. embellecedor testero S.B. 110 cuadrado | 12 | 004275 | Cajón Saxun Box 110 Perfil angular |
| 5 | 030547 | Jgo. testero metálico Saxun Box 110 redondo | 13 | 030854 | Perfil base cajón L |
| 6 | 030721 | Jgo. testero metálico Saxun Bos 110 cuadrado | 14 | 030540 | Soporte techo Saxun Box 110 |
| 7 | 030569 | Perno soporte cápsula eje 78 | 15 | 030542 | Soporte pared Saxun Box 110 |
| 8 | 030538 | Cápsula motor/cardán eje 78 | 16 | 022489 | Jgo. soporte pared/techo cajón 110 cuadrado |



Modelos

Sistema Rafter

Doble cortina



Componentes


| Nº | Cód. | Descripción | Nº | Cód. | Descripción |
|----|--------|------------------------------------|----|--------|--------------------------------|
| 1 | 031201 | Jgo. tapadera PVC soporte Rafter L | 6 | 030776 | Tubo de aluminio 43 mm |
| 2 | 030998 | Soporte metálico Rafter L | 7 | 030801 | Tope opuesto soporte metal CLS |
| 3 | 030999 | Adaptador soporte Rafter L | 8 | 030806 | Cápsula eje de 43 CLS |
| 4 | 031203 | Perfil Rafter aluminio L | 9 | 031202 | Guiado mecanismo Rafter L |
| 5 | 030803 | Mecanismo enrollable 1:1 M CLS | 10 | 030996 | Guiado mecanismo Rafter M |



Modelos

Enrollable

Ejes y herrajes para motor



Componentes


| Nº | Cód. | Descripción | Nº | Cód. | Descripción |
|----|--------|------------------------------------|----|--------|---|
| 1 | 030776 | Tubo aluminio 43 CLS | 9 | 030806 | Contera enrollable M 43 mm CLS |
| 2 | 030773 | Tubo aluminio enrollable Ø65 mm | 10 | 030801 | Tope opuesto rotación |
| 3 | 024552 | Tubo aluminio enrollable Ø80 mm | 11 | 030991 | Adaptador motor Somfy eje 65-80 CLS |
| 4 | 030868 | Adaptador tubo 65mm para AC50 | 12 | 030988 | Rueda motriz motor batería eje de 43 CLS |
| 5 | 031160 | Adaptador eje de 80 motor 50 Somfy | 13 | 031158 | Rueda motriz motor 50 somfy eje de 65 CLS |
| 6 | 501811 | Corona adap. LS 40 a Ø40x1,5 | 14 | 031159 | Rueda motriz motor 50 somfy eje de 80 CLS |
| 7 | 030867 | Adaptador tubo 65mm | 15 | 030902 | Sujeción motor eje de 43 CLS |
| 8 | 030987 | Adaptador eje de 80 contera 43 | | | |




⋮ Mínimo espacio entre estores

Sistema Enrollable a Cadena

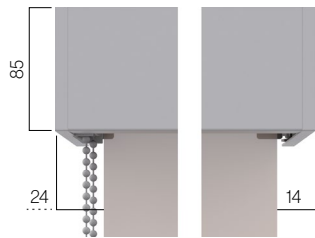
Medidas en mm.



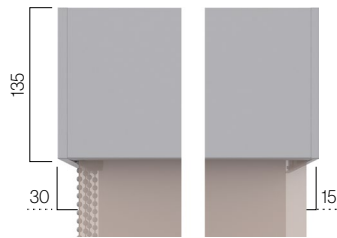
Sistema a cadena
Eje 43 y 65




Sistema a cadena Central
Eje 43 y 65



Sistema a cadena **Rafter M**
Eje 43




Sistema a cadena **Rafter L**
Eje 43 • Doble cortina




Sistema a cadena **Rafter L**
Eje 65

Sistema Enrollable a Cardán

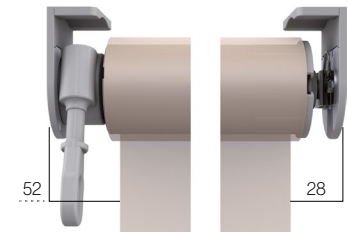
Medidas en mm.



Sistema a cardán
Eje 43



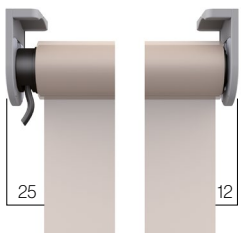
Sistema a cardán
Eje 60




Sistema a cardán
Eje 78

Sistema Enrollable a Motor


Medidas en mm.



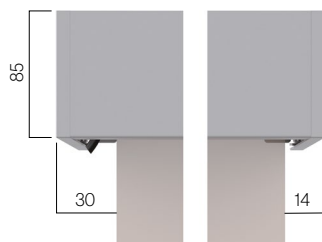
Sistema a motor
Eje 43



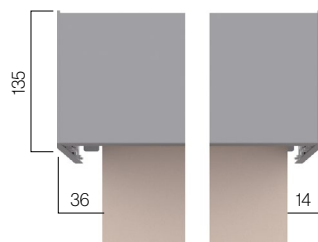
Sistema a motor
Eje 60



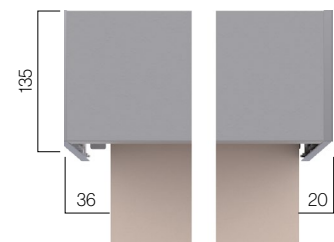
Sistema a motor
Eje 80



Sistema a motor **Rafter M**
Eje 43



Sistema a motor **Rafter L**
Eje 65



Sistema a motor **Rafter L**
Eje 80



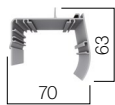
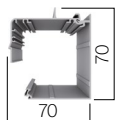
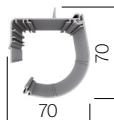
Características y opciones

Sistema CLS • Características y opciones según eje de enrollamiento

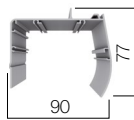
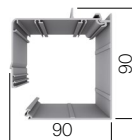
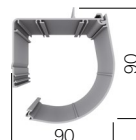
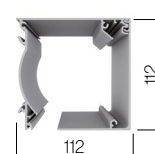
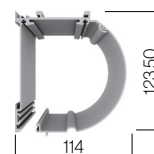
| Características | Tamaño de Ejes | | | | | | | | | |
|--------------------------------|---------------------------------------|-------------------|---|-----------------------|---|-----------------------|---|--------|---|-------------------|
| | Eje de 35 mm | | Eje de 43 mm | | Eje de 60 mm | | Eje de 65 mm | | Eje de 78 y 80 mm | |
| Ancho máximo | 1,80 m | | 2,40 m | | 3,20 m | | 3,20 m | | 5,00 m | |
| Ancho mínimo | Cadena | 0,40 m | Cadena | 0,40 m | Motor | Mecánico = 0,65 m | Cadena | 0,40 m | Motor | Mecánico = 0,74 m |
| | | | | Mecánico = 0,54 m | | | | | | |
| | Motor | Mecánico = 0,40 m | Motor | Vía radio = 0,62 m | Cardán | 0,40 m | Cardán | 0,40 m | Cardán | 0,40 m |
| | | | | Vía radio = 0,40 m | | | | | | Batería = 0,75 m |
| | | Batería = 0,63 m | Cardán | 0,40 m | | | | | | |
| Alto máximo | Depende del tejido | | Depende del tejido | | 4,00 m | | 4,00 m | | 4,00 m | |
| Accionamiento | Cadena | | Cadena | | Motor | Vía radio | Solo cadena | Motor | Vía radio | |
| | | | Motor | Vía radio | | | | | Mecánico | Mecánico |
| | | | | | | | | | | |
| | Motor | Vía radio | Cardán | Snodo 90° | Cardán | Snodo 90° | Manivela con gancho | | | |
| | | | | Snodo 90° imantando | | Snodo 90° imantando | | | | |
| | | | | Articulación imantada | | Articulación imantada | | | | |
| | | | | Articulación fija | | Articulación fija | | | | |
| | | Mecánico | | | | | | | | |
| Diámetro eje | 35 mm | | 43 mm | | 60 mm | | 65 mm | | 78 mm | |
| Colores disponibles accesorios | Blanco, gris y negro | | Blanco, gris, negro, marfil, grafito y marrón | | Blanco, gris, negro, marfil, grafito y marrón | | Blanco, gris, negro, marfil, grafito y marrón | | Blanco, gris, negro, marfil, grafito y marrón | |
| Tipo de terminal | Slim, Plano, Ovalado y Redondo oculto | | Slim, Plano, Ovalado y Redondo oculto | | Slim, Plano y Redondo 110 | | Slim, Plano y Redondo 110 | | Slim, Plano y Redondo 110 | |
| Tipo de mecanismo | 1:1 | | 1:1 y 1:3 | | - | | 1:3 | | - | |
| Tipo de cajón | 70-90 | | 70-90 | | 90-110 | | 90-110 | | 110 | |
| Tipo de soporte | S | | M | | L | | L | | L | |
| Tipo de guiado | Guiado Mini | | Guiado Mini y plus | | Guiado cable exterior | | Guiado cable exterior | | Guiado cable exterior | |

Cajones

Semicajón 70

Box 70
CuadradoBox 70
Redondo

Semicajón 90

Box 90
CuadradoBox 90
RedondoBox 110
CuadradoBox 110
Redondo

Enrollamiento de Telas en cajón (altura máxima en m)

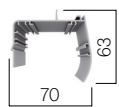
| Modelo | Soportes | Cajón y semicajón 70 | | Cajón y semicajón 90 | | | Cajón 110 | |
|--------------------|----------|----------------------------------|--------|----------------------|-----------------------------|------------------|-----------|--------|
| | Eje 35 | Eje 35 Anchura máxima 1,80 | Eje 43 | Eje 43 | Eje 60 Motor y cardán | Eje 65 Cadena | Eje 60 | Eje 78 |
| Shantung | 2,20 | 2,95 | 1,60 | 5,00 | 4,00 | 3,50 | - | - |
| Shantung-M1 | 2,20 | 2,95 | 1,80 | 5,00 | 4,00 | 3,50 | - | - |
| Jávea | 1,60 | 1,90 | 0,90 | 3,00 | 2,20 | 2,00 | - | - |
| Brasilia | 3,30 | 3,60 | 2,05 | 5,00 | 4,00 | 2,20 | - | - |
| Altea | 3,30 | 3,80 | 2,85 | 5,00 | 4,00 | 3,50 | - | - |
| Casablanca | 3,30 | 3,75 | 2,75 | 5,00 | 4,50 | 4,00 | - | - |
| Bamboo | 0,90 | 1,55 | 0,90 | 3,00 | 2,00 | 1,50 | - | - |
| Calipso | 3,00 | 3,80 | 1,90 | 3,80 | 2,00 | 1,60 | - | - |
| Anthe | 1,60 | 2,40 | 1,60 | 3,20 | 2,10 | 1,80 | - | - |
| Letho | 0,80 | 1,40 | 0,80 | 2,50 | 1,20 | 0,90 | - | - |
| ScreenNimbus | 2,20 | 3,00 | 1,70 | 4,10 | 2,10 | 1,60 | - | - |
| Stella | 1,60 | 2,20 | 1,30 | 3,60 | 1,70 | 1,30 | - | - |
| Azur | 1,60 | 2,40 | 1,70 | 4,30 | 2,10 | 1,70 | - | - |
| Julie | 2,60 | 3,00 | 2,80 | 3,50 | 2,90 | 3,10 | - | - |
| Tiore | 2,20 | 2,80 | 2,10 | 3,00 | 2,20 | 2,00 | - | - |
| Maia | 3,30 | 3,80 | 2,60 | 4,10 | 2,30 | 2,00 | - | - |
| Fobos | 1,20 | 1,70 | 1,10 | 2,20 | 1,30 | 0,90 | - | - |
| Noah | 2,80 | 3,80 | 3,00 | 3,80 | 2,20 | 1,80 | - | - |
| Atlas | 0,70 | 1,20 | 0,70 | 1,80 | 1,20 | 0,90 | - | - |
| Hiperion Black-Out | 1,50 | 2,00 | 1,00 | 4,80 | 2,40 | 2,00 | - | - |
| Hispa | 3,50 | 4,10 | 3,10 | 4,40 | 3,60 | 3,20 | - | - |
| Anae | 3,00 | 3,50 | 2,75 | 4,40 | 3,50 | 3,10 | - | - |
| Ariel | 2,90 | 3,50 | 2,75 | 4,40 | 3,50 | 3,10 | - | - |
| Jano | 2,90 | 3,60 | 2,80 | 4,90 | 3,00 | 2,60 | - | - |
| Deimos | 2,20 | 3,00 | 2,50 | 4,00 | 3,20 | 2,80 | - | - |
| Hidra | 0,60 | 1,00 | 0,70 | 1,40 | 0,70 | 0,50 | - | - |
| Cosmos | 3,40 | 3,80 | 3,00 | 4,20 | 3,00 | 2,70 | - | - |
| Cosmos Perla | 2,90 | 3,20 | 1,60 | 4,60 | 2,30 | 1,90 | - | - |
| Screen Kore | 2,50 | 3,40 | 2,20 | 4,30 | 2,20 | 1,80 | - | - |
| Leda Black-Out | 4,20 | 4,00 | 2,60 | 7,00 | 4,00 | 2,80 | - | - |
| Herse Black-Out | 3,50 | 3,60 | 2,00 | 5,00 | 4,00 | 2,50 | - | - |
| Umbriel | 1,60 | 1,60 | 0,80 | 3,00 | 2,00 | 0,80 | - | - |
| Tebe | 2,00 | 2,00 | 1,00 | 3,60 | 2,50 | 1,00 | - | - |
| Arce | 2,60 | 2,40 | 1,60 | 4,00 | 3,00 | 1,80 | - | - |

Medidas en m.

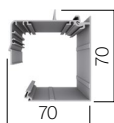


Cajones

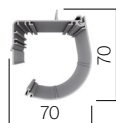
Semicajón 70



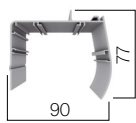
Box 70 Cuadrado



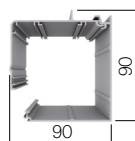
Box 70 Redondo



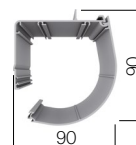
Semicajón 90



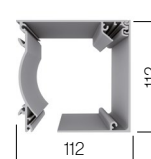
Box 90 Cuadrado



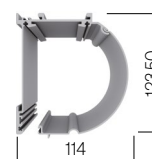
Box 90 Redondo



Box 110 Cuadrado



Box 110 Redondo



Enrollamiento de Telas en cajón (altura máxima en m)

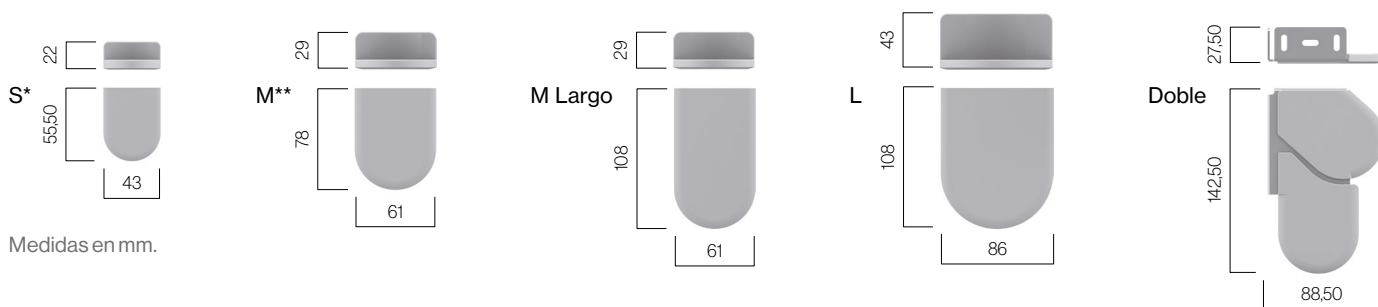
| Modelo | Soportes | Cajón y semicajón 70 | | Cajón y semicajón 90 | | | Cajón 110 | |
|-------------------------|----------|----------------------------------|--------|----------------------|-----------------------------|------------------|-----------|-------------|
| | Eje 35 | Eje 35 Anchura máxima 1,80 | Eje 43 | Eje 43 | Eje 60 Motor y cardán | Eje 65 Cadena | Eje 60 | Eje 78 y 80 |
| Sax 3000 | 2,90 | 3,85 | 2,75 | 5,00 | 4,00 | 3,70 | 7,00 | 6,00 |
| Mimo | 1,60 | 2,35 | 1,45 | 3,00 | 2,50 | 2,30 | 6,00 | 5,00 |
| Black-Out | 2,20 | 2,95 | 1,75 | 5,00 | 4,00 | 3,60 | 7,00 | 7,00 |
| Berlín Black-Out | 1,90 | 2,55 | 1,65 | 4,50 | 2,50 | 2,10 | 7,00 | 7,00 |
| Dartex Black-Out | 1,70 | 2,15 | 1,25 | 5,30 | 2,60 | 2,30 | 6,00 | 4,20 |
| Soltis 99 | 2,70 | 3,40 | 2,50 | 5,00 | 2,40 | 2,20 | 7,00 | 6,00 |
| Soltis Horizon 86 | 2,00 | 3,05 | 1,70 | 6,00 | 3,20 | 2,60 | 7,00 | 5,00 |
| Soltis Performa 92 | 1,90 | 3,35 | 2,25 | 6,00 | 3,50 | 2,20 | 7,00 | 5,00 |
| Soltis Opaque B92 | 1,40 | 2,05 | 1,25 | 5,00 | 2,80 | 2,10 | 5,50 | 4,10 |
| Screen 8505 | 1,70 | 3,20 | 1,90 | 4,00 | 3,00 | 2,40 | 7,00 | 5,50 |
| Screen 2165 | 1,10 | 1,80 | 1,05 | 3,30 | 1,90 | 1,50 | 6,00 | 4,10 |
| Sax Screen 3600 1% | 1,20 | 1,85 | 1,20 | 4,80 | 2,80 | 2,20 | 5,50 | 5,00 |
| Sax Screen 3600 5% | 1,60 | 1,85 | 1,30 | 4,90 | 3,00 | 2,40 | 6,00 | 5,50 |
| Sax Screen 3600 10% | 1,70 | 1,85 | 1,30 | 4,90 | 3,00 | 2,40 | 6,00 | 5,50 |
| Sax Screen 5500 1% | 1,10 | 1,45 | 0,90 | 3,50 | 2,00 | 1,50 | 4,80 | 3,50 |
| Sax Screen 5500 3% | 1,30 | 1,55 | 0,90 | 3,50 | 2,00 | 1,50 | 4,80 | 3,50 |
| Sax Screen 5500 5% | 1,40 | 1,65 | 0,90 | 3,80 | 2,20 | 1,80 | 5,00 | 3,90 |
| Sax Screen 5500 10% | 1,40 | 1,65 | 1,10 | 3,80 | 2,20 | 1,80 | 5,00 | 3,90 |
| Screen Artemis 1% | 2,20 | 3,00 | 1,90 | 4,00 | 2,10 | 2,00 | 6,10 | 6,80 |
| Screen Artemis 3% | 2,10 | 3,10 | 2,00 | 4,10 | 2,30 | 2,00 | 6,30 | 6,90 |
| Screen Artemis 5% | 2,30 | 3,20 | 2,10 | 4,30 | 2,50 | 2,10 | 6,50 | 7,00 |
| Screen Elarus Black-Out | 1,50 | 2,20 | 1,60 | 2,80 | 1,90 | 1,40 | 6,00 | 4,00 |
| Soltis Harmony 88 | 2,60 | 3,20 | 2,50 | 4,60 | 3,40 | 2,90 | 6,00 | 7,00 |
| Soltis Lounge 96 | 2,40 | 3,00 | 2,25 | 6,00 | 3,50 | 2,20 | 7,00 | 5,00 |
| Soltis Proof W96 | 1,60 | 2,25 | 1,05 | 4,00 | 2,80 | 2,30 | 6,50 | 5,00 |
| Screen Titan | 1,90 | 2,60 | 1,80 | 3,10 | 1,70 | 1,30 | 6,00 | 4,00 |
| Screen Opaque 622 | 1,00 | 1,65 | 0,90 | 3,80 | 2,20 | 1,80 | 5,00 | 3,90 |
| Sax Screen Dione | 2,10 | 2,00 | 1,00 | 3,60 | 2,50 | 1,00 | 4,80 | 3,50 |

Medidas en m.



Características técnicas

Soportes



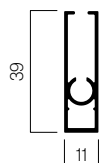
Medidas en mm.

Terminales

Terminal Slim Estándar
030372
Tapón terminal Slim
030424



Terminal Slim
370 gr ml



Medidas en mm.


Terminal Redondo
030356
Tapón terminal Redondo
030758



Terminal oculto
206 gr ml




Terminal Redondo 110
030182
Tapón terminal
Contrapeso 110
030320



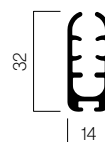
Terminal oculto
550 gr ml




Terminal Plano
030512
Tapón terminal Plano
030556



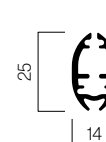
Terminal oculto
440 gr ml



Terminal Ovalado
001219
Tapón terminal Ovalado
030315



Terminal oculto
335 gr ml



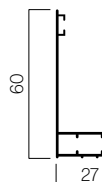
Guías Interiores

Guía 60x27
030076



Plano

Tapón terminal
Plano
030556



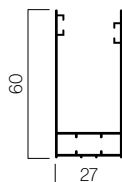
Medidas en mm.

Guía 60x27
030076



Ovalado

Tapón terminal
Ovalado
030315

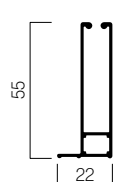


Guía 55x22
030077



Plano

Tapón guiado
terminal Plano
030273

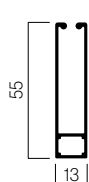


Guía 55x13
030522



Plano

Tapón guiado
terminal Plano
030273

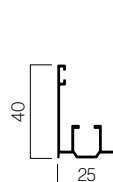


Guía 40x25
030071



Ovalado

Tapón guiado
terminal ovalado
030274



Guía 20x22
030518




Redondo

Casquillo adaptador para deslizador
030671
Deslizador a guía
030201

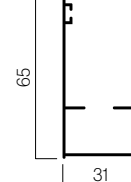


Guía 65x31
030072



Redondo

Casquillo adaptador para deslizador
030671
Deslizador a guía
030201

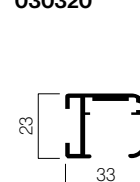


Guía 33x23
030519



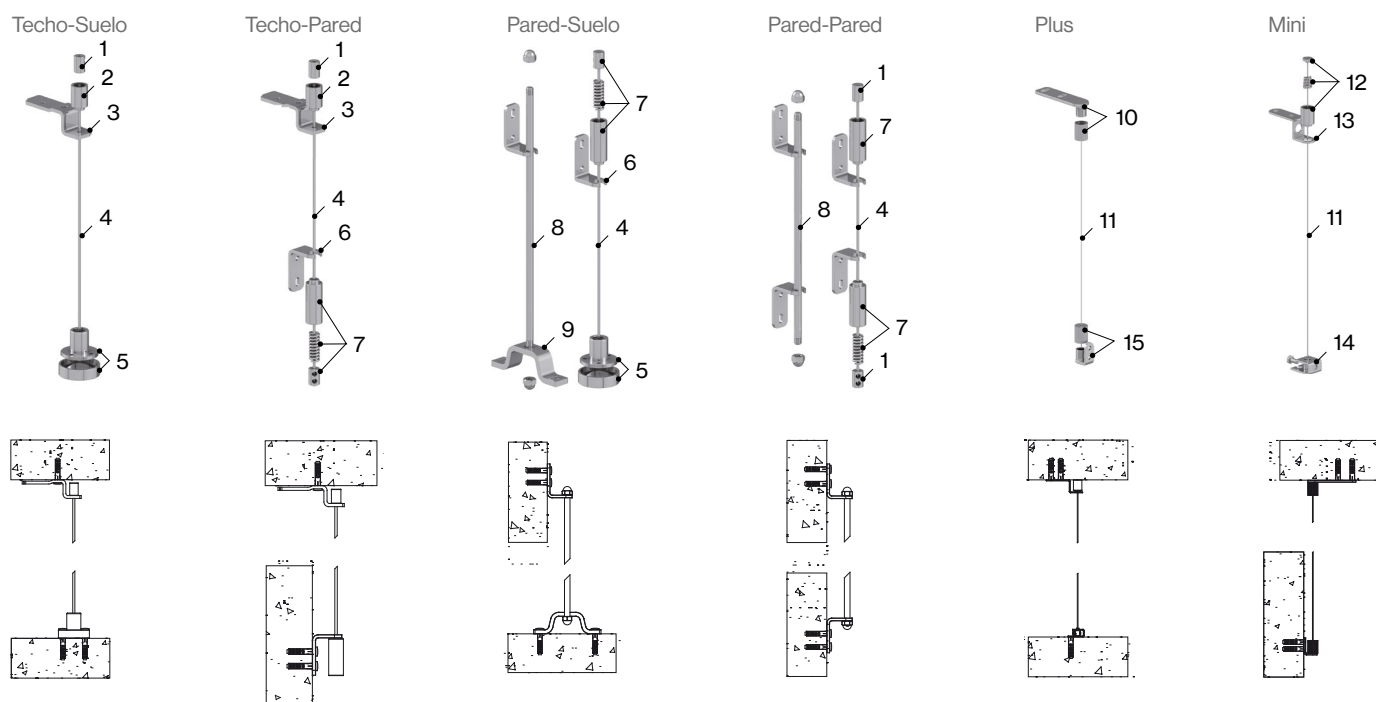
Redondo

Tapón guiado
terminal
contrapeso 110
030320



Características técnicas


Sistemas Guiados



Componentes

| Nº | Cód. | Nº | Cód. | Nº | Cód. | Nº | Cód. | Nº | Cód. |
|----|--------|----|--------|----|--------|----|--------|----|--------|
| 1 | 030161 | 4 | 030087 | 7 | 030090 | 10 | 030061 | 13 | 030082 |
| 2 | 030157 | 5 | 030095 | 8 | 030097 | 11 | 030085 | 14 | 030091 |
| 3 | 030079 | 6 | 030156 | 9 | 030096 | 12 | 030088 | 15 | 030060 |

Terminales con Cable



Terminal Redondo 110
Guiado varilla exterior
030182

Terminal Redondo
Guiado cable interior
030356

Terminal Ovalado
Guiado cable interior
001219

Terminal Redondo 110
Guiado cable exterior
030182

Tapón varilla acero terminal
contrapeso 110
030323

Casquillo adaptador para
deslizador
030671
Deslizador a guía
030201

Tapón guiado terminal Ovalado
030274

Tapón cable terminal
contrapeso 110
030321

Compatibilidad de Terminal y Guía

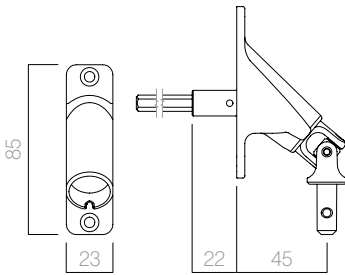
| Terminales | Guías | | | | | | |
|----------------------|---------|----------|----------|----------|----------|----------|----------|
| | 65x31mm | 60x27 mm | 55x22 mm | 55x13 mm | 40x25 mm | 33x23 mm | 20x22 mm |
| Terminal Slim | | • | | | | | |
| Terminal Plano | | • | • | • | | | |
| Terminal Ovalado | | • | | | • | | |
| Terminal Redondo | • | | | | | | • |
| Terminal Redondo 110 | | | | | | • | |



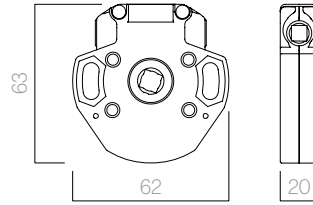
Características técnicas

Sistemas de elevación a medida

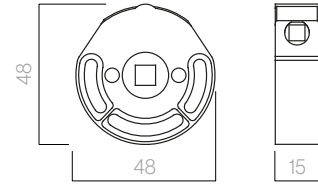
Snodo 90°
030197



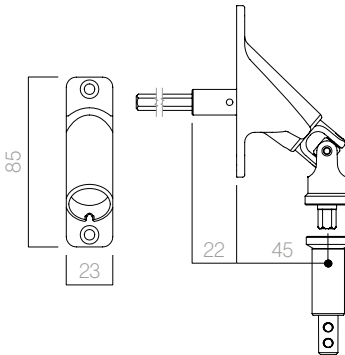
Cardán eje 50/60
030191



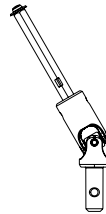
Cardán eje 45
030190



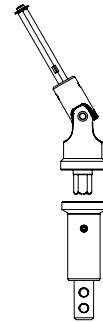
Snodo 90° imantado
030187



Articulación fija
030194



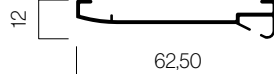
Articulación imantada
030196



Accesorios



Barra estabilizadora 12x62,50
030894




— Datasheet

Roller blind



Models

Chain system




Components

| Nº | Code | Description | Nº | Code | Description |
|----|--------|---|----|--------|---|
| 1 | 030372 | Slim aluminium end slat | 14 | 030918 | Roller Mechanism 1:1 S CLS |
| 2 | 030424 | Slim end slat cap | 15 | 030803 | Roller Mechanism 1:1 M CLS |
| 3 | 034024 | 4.5x6 PVC Chain | 16 | 030844 | Mec. Enrollable 1:3 L CLS Mechanism |
| 4 | 030425 | Slim L Tensor | 17 | 030823 | Tube adapter 43 CLS |
| 5 | 030949 | S CLS roller blind side cover bracket | 18 | 030867 | Tube adapter 65 mm |
| 6 | 030808 | M CLS roller blind side cover bracket | 19 | 030919 | Axle cup 35 CLS |
| 7 | 030846 | L CLS roller blind side cover bracket | 20 | 030806 | Axle cup 43 CLS |
| 8 | 030950 | S CLS roller blind Plastic cover support screws | 21 | 030801 | CLS Roller blind opposite stopper metal bracket |
| 9 | 030809 | M CLS roller blind Plastic cover support screws | 22 | 030920 | Aluminium tube 35 |
| 10 | 030847 | L CLS roller blind Plastic cover support screws | 23 | 030776 | Aluminium tube 43 |
| 11 | 030948 | S CLS roller blind metal bracket | 24 | 030773 | Aluminium tube 65 |
| 12 | 030807 | M CLS roller blind metal bracket | 25 | 030551 | Chain ball stopper |
| 13 | 030845 | L CLS roller blind metal bracket | 26 | 034037 | Chain connection |

Models

Crank system



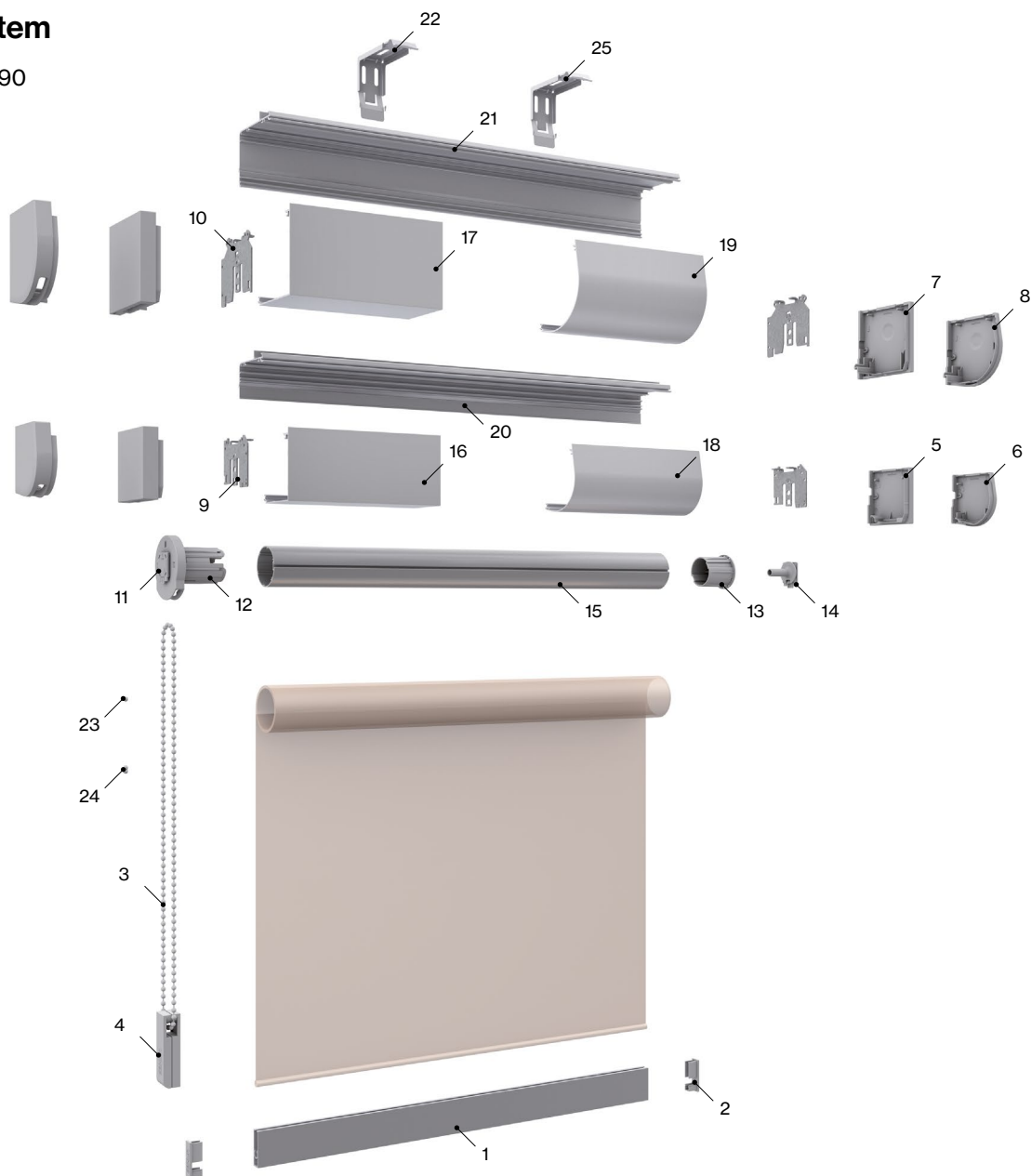
Components

| Nº | Code | Description | Nº | Code | Description |
|----|--------|---|----|--------|---|
| 1 | 030372 | Slim aluminium end slat | 15 | 030193 | Crank axle 78 |
| 2 | 030424 | Slim end slat cap | 16 | 030561 | Axle cup square bolt crank axle 43 |
| 3 | 030198 | Crank handle | 17 | 030562 | Axle cup square bolt crank axle 50/60 |
| 4 | 030199 | Crank with hook 1.80 (crank-axle 78) | 18 | 030563 | Axle cup square bolt crank axle 78 |
| 5 | 030808 | M CLS Roller blind side cover bracket | 19 | 030823 | Axle adapter 43 CLS |
| 6 | 030846 | L CLS Roller blind side cover bracket | 20 | 030806 | Axle cup 43 CLS |
| 7 | 030809 | M CLS Roller blind plastic cover support screws | 21 | 030536 | Axle adapter 50/ 60 |
| 8 | 030847 | L CLS Roller blind plastic cover support screws | 22 | 030538 | Motor axle cup/crank axle 78 |
| 9 | 030807 | M CLS Roller blind metal bracket | 23 | 030801 | CLS Roller Blind opposite stopper metal bracket |
| 10 | 030845 | L CLS Roller blind metal bracket | 24 | 030569 | Axle cup support bolt 78 |
| 11 | 030902 | Motor bracket axle 43 CLS | 25 | 030776 | Aluminium tube 43 |
| 12 | 030934 | CLS Crank-Bracket Connection Plate | 26 | 030506 | Aluminium tube 60 |
| 13 | 030190 | Crank axle 43 | 27 | 022807 | Rolling tube 78 |
| 14 | 030176 | Crank axle 60 | | | |

Models

Saxun box system

Interior box 70 and 90




Components

| Nº | Code | Description | Nº | Code | Description |
|----|--------|--|----|--------|---|
| 1 | 030372 | Slim Aluminum End slat | 14 | 030801 | CLS Roller Blind opposite stopper metal bracket |
| 2 | 030424 | Slim end slat cap | 15 | 030776 | Aluminium tube 43 |
| 3 | 034024 | 4.5x6 PVC Chain | 16 | 030879 | S square box cover |
| 4 | 030425 | Slim L Tensor | 17 | 030826 | M square box cover |
| 5 | 030885 | Right S side cover square box | 18 | 030880 | S round box cover |
| 6 | 030883 | Right S side cover round box | 19 | 030827 | M round box cover |
| 7 | 030831 | Right M side cover square box | 20 | 030877 | S Box base profile |
| 8 | 030830 | Right M side cover round square box | 21 | 030824 | M Box base profile |
| 9 | 030876 | Set of S Roller Blind metal box brackets | 22 | 030821 | Installation support for M box |
| 10 | 030822 | Set of M Roller Blind metal box brackets | 23 | 030551 | Chain ball stopper |
| 11 | 030803 | Roller Mechanism 1:1 M CLS | 24 | 034037 | Chain connection |
| 12 | 030823 | Tube adapter 43 CLS | 25 | 030875 | S Installation support |
| 13 | 030806 | Axle cup 43 CLS | | | |

Models

Saxun box system

Interior and exterior box 110 system




Components

| Nº | Code | Description | Nº | Code | Description |
|----|--------|--|----|--------|---|
| 1 | 030182 | Counterweight end slat system 110 | 9 | 022807 | Rolling tube 78 |
| 2 | 030320 | End cap counterweight system 110 | 10 | 004274 | Saxun Box 110 Cover plate profile |
| 3 | 030216 | Set of S.B. cap enhancers 110 round | 11 | 030708 | Square interior awning box profile 110 |
| 4 | 030722 | Set of S.B. cap enhancers 110 square | 12 | 004275 | Angular profile Saxun Box 110 |
| 5 | 030547 | Set of round Saxun Box 110 metal caps | 13 | 030854 | L box base profile |
| 6 | 030721 | Set of square Saxun Box 110 metal caps | 14 | 030540 | Ceiling bracket Saxun Box 110 |
| 7 | 030569 | Axle cup support bolt 78 | 15 | 030542 | Wall bracket Saxun Box 110 |
| 8 | 030538 | Motor axle cup/crank axle 78 | 16 | 022489 | Set of square box 110 wall/ceiling brackets |

Models

Rafter system

M and L




Components

| Nº | Code | Description | Nº | Code | Description |
|----|--------|--------------------------------------|----|--------|------------------------------------|
| 1 | 031201 | Set of L PVC Rafter bracket covers | 9 | 030801 | CLS metal opposite stopper bracket |
| 2 | 030998 | L Rafter metal bracket | 10 | 030995 | M PVC Rafter bracket cover set |
| 3 | 030999 | L Rafter bracket adapter | 11 | 030992 | M Rafter metal bracket |
| 4 | 031203 | L aluminium Rafter profile | 12 | 030997 | M aluminium Rafter profile |
| 5 | 030844 | Roller mechanism 1:3 L CLS Mechanism | 13 | 030776 | Aluminium tube 43 mm |
| 6 | 030867 | Tube adapter 65 mm | 14 | 030803 | Rolling mechanism 1:1 M CLS |
| 7 | 030773 | Aluminium tube 65 mm | 15 | 030996 | M Rafter Guided mechanism |
| 8 | 030806 | Axle cup 43 CLS | | | |

Models

Rafte system

Double curtain system




Components

| Nº | Code | Description | Nº | Code | Description |
|----|--------|------------------------------------|----|--------|------------------------------------|
| 1 | 031201 | Set of L PVC Rafter bracket covers | 6 | 030776 | Aluminium tube 43 mm |
| 2 | 030998 | L Rafter metal bracket | 7 | 030801 | CLS metal opposite stopper bracket |
| 3 | 030999 | L Rafter bracket adapter | 8 | 030806 | Axle cup 43 CLS |
| 4 | 031203 | L aluminium Rafter profile | 9 | 031202 | L Rafter Guided mechanism |
| 5 | 030803 | Rolling mechanism 1:1 M CLS | 10 | 030996 | M Rafter Guided mechanism |

Models

Motor

Shafts and hardware




Components

| N° | Code | Description | N° | Code | Description |
|----|--------|---------------------------------|----|--------|---|
| 1 | 030776 | Aluminum tube 43 CLS | 9 | 030806 | Roll-up ferrule M 43 mm CLS |
| 2 | 030773 | Ø65 mm roll-up aluminum tube | 10 | 030801 | Opposite rotation stop |
| 3 | 024552 | Ø80 mm roll-up aluminum tube | 11 | 030991 | Somfy motor adapter axis 65-80 CLS |
| 4 | 030868 | 65mm tube adapter for AC50 | 12 | 030988 | 43 CLS shaft battery motor drive wheel |
| 5 | 031160 | Somfy 80 motor 50 shaft adapter | 13 | 031158 | 50 somf motor driving wheel and 65 CLS axle |
| 6 | 501811 | Crown adap. LS 40 to Ø40x1.5 | 14 | 031159 | 50 somf motor drive wheel and 80 CLS axle |
| 7 | 030867 | Tube adapter 65mm | 15 | 030902 | 43 CLS shaft motor clamping |
| 8 | 030987 | 80 end 43 shaft adapter | | | |


Minimum space between blinds

Roller blind chain system

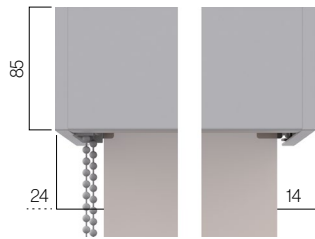
Dimensions in mm.



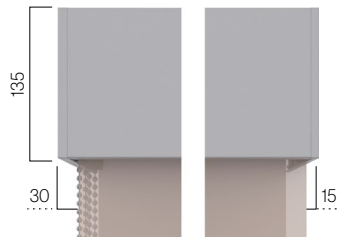
Chain system
Axle 43 y 65



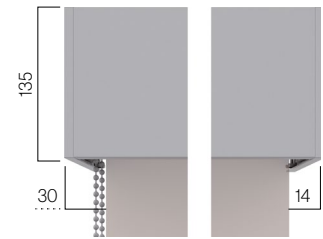
Central system
Axle 43 y 65



Chain system **Rafter M**
Axle 43




Chain system **Rafter L**
Axle 43 • Doble cortina




Chain system **Rafter L**
Axle 65

Cardan roller blind system


Dimensions in mm.



Crank handle system
Axle 43



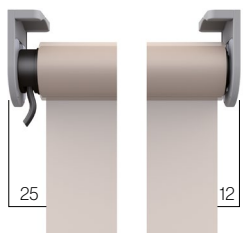
Crank handle system
Axle 60




Crank handle system
Axle 78

Motor roller blind system


Dimensions in mm.



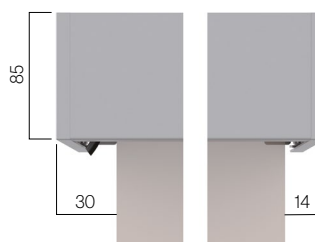
Motor system
Axle 43



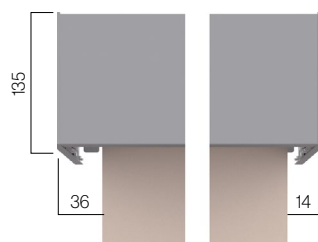
Motor system
Axle 60



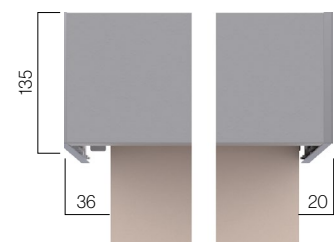
Motor system
Axle 80



Motor system **Rafter M**
Axle 43



Motor system **Rafter L**
Axle 65



Motor system **Rafter L**
Axle 80

Characteristics and options

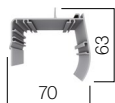
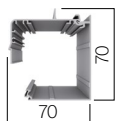
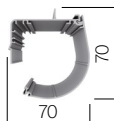
CLS System • The characteristics of Saxun roller shutters depend on the winding axles.

| Characteristics | Axle size | | | | | | | | | |
|-------------------------------|-----------------------------------|---------------------|---|---------------------|---|---------------------|---|--------------|---|---------------------|
| | Axle 35 mm | | Axle 43 mm | | Axle 60 mm | | Axle 65 mm | | Axle 78 and 80 mm | |
| Maximum width | 1.80 m | | 2.40 m | | 3.20 m | | 3.20 m | | 5.00 m | |
| Minimum width | Chain | 0.40 m | Chain | 0.40 m | Motor | Mechanical = 0.65 m | Chain | 0.40 m | Motor | Mechanical = 0.74 m |
| | | | | Mechanical = 0.54 m | | | | | | Via radio = 0.82 m |
| | Motor | Mechanical = 0.40 m | Motor | Via radio = 0.62 m | Crank handle | 0.40 m | Crank handle | 0.40 m | Crank handle | 0.40 m |
| | | | | Via radio = 0.40 m | | | | | | Batery = 0.75 m |
| Batery = 0.63 m | Cardan | 0.40 m | | | | | | | | |
| Maximum Height | Depends on the material | | Depends on the material | | 4.00 m | | 4.00 m | | 4.00 m | |
| Motorised | Chain | | Chain | | Motor | Via radio | Motor | Via radio | Motor | Via radio |
| | | | Motor | Via radio | | | | | | Mechanical |
| | Motor | Via radio | | Crank handle | Angle 90° | Crank handle | Angle 90° magnetised | Crank handle | Handle with hook | |
| | | | Mechanical | | Magnetic joint | | | | | Fixed joint |
| 35 mm | | 43 mm | | 60 mm | | 65 mm | | 78 mm | | |
| Colours available accessories | White, grey and black | | White, grey, black, ivory, graphite and brown | | White, grey, black, ivory, graphite and brown | | White, grey, black, ivory, graphite and brown | | White, grey, black, ivory, graphite and brown | |
| End slat type | Slim, Flat, Oval and Round hidden | | Slim, Flat, Oval and Round hidden | | Slim, Flat and Round 110 | | Slim, Flat and Round 110 | | Slim, Flat and Round 110 | |
| Type of mechanism | 1:1 | | 1:1 y 1:3 | | - | | 1:3 | | - | |
| Box type | 70-90 | | 70-90 | | 90-110 | | 90-110 | | 110 | |
| Bracket type | S | | M | | L | | L | | L | |
| Guide type | Mini Guide | | Mini and plus Guides | | Exterior cable Guide | | Exterior cable Guide | | Exterior cable Guide | |

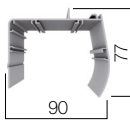
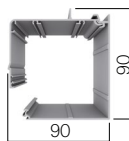
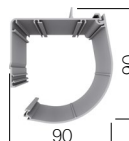
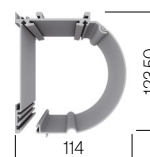


Boxes

Semi box 70

Box 70
SquareBox 70
Round

Semi box 90

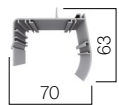
Box 90
SquareBox 90
RoundBox 110
SquareBox 110
Round

Rolling of fabrics in box (maximum height in m)

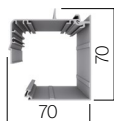
| Model | Brackets | Box and semi box 70 | | Box and semi box 90 | | | Box 110 | |
|--------------------|----------|----------------------------------|---------|---------------------|--------------------------------------|------------------|---------|---------|
| | Axle 35 | Axle 35 Width maximum 1.80 | Axle 43 | Axle 43 | Axle 60 Motor and crank handle | Axle 65 Chain | Axle 60 | Axle 78 |
| Shantung | 2.20 | 2.95 | 1.60 | 5.00 | 4.00 | 3.50 | - | - |
| Shantung-M1 | 2.20 | 2.95 | 1.80 | 5.00 | 4.00 | 3.50 | - | - |
| Jávea | 1.60 | 1.90 | 0.90 | 3.00 | 2.20 | 2.00 | - | - |
| Brasilia | 3.30 | 3.60 | 2.05 | 5.00 | 4.00 | 2.20 | - | - |
| Altea | 3.30 | 3.80 | 2.85 | 5.00 | 4.00 | 3.50 | - | - |
| Casablanca | 3.30 | 3.75 | 2.75 | 5.00 | 4.50 | 4.00 | - | - |
| Bamboo | 0.90 | 1.55 | 0.90 | 3.00 | 2.00 | 1.50 | - | - |
| Calipso | 3.00 | 3.80 | 1.90 | 3.80 | 2.00 | 1.60 | - | - |
| Anthe | 1.60 | 2.40 | 1.60 | 3.20 | 2.10 | 1.80 | - | - |
| Letho | 0.80 | 1.40 | 0.80 | 2.50 | 1.20 | 0.90 | - | - |
| ScreenNimbus | 2.20 | 3.00 | 1.70 | 4.10 | 2.10 | 1.60 | - | - |
| Stella | 1.60 | 2.20 | 1.30 | 3.60 | 1.70 | 1.30 | - | - |
| Azur | 1.60 | 2.40 | 1.70 | 4.30 | 2.10 | 1.70 | - | - |
| Julie | 2.60 | 3.00 | 2.80 | 3.50 | 2.90 | 3.10 | - | - |
| Tiore | 2.20 | 2.80 | 2.10 | 3.00 | 2.20 | 2.00 | - | - |
| Maia | 3.30 | 3.80 | 2.60 | 4.10 | 2.30 | 2.00 | - | - |
| Fobos | 1.20 | 1.70 | 1.10 | 2.20 | 1.30 | 0.90 | - | - |
| Noah | 2.80 | 3.80 | 3.00 | 3.80 | 2.20 | 1.80 | - | - |
| Atlas | 0.70 | 1.20 | 0.70 | 1.80 | 1.20 | 0.90 | - | - |
| Hiperion Black-Out | 1.50 | 2.00 | 1.00 | 4.80 | 2.40 | 2.00 | - | - |
| Hispa | 3.50 | 4.10 | 3.10 | 4.40 | 3.60 | 3.20 | - | - |
| Anae | 3.00 | 3.50 | 2.75 | 4.40 | 3.50 | 3.10 | - | - |
| Ariel | 2.90 | 3.50 | 2.75 | 4.40 | 3.50 | 3.10 | - | - |
| Jano | 2.90 | 3.60 | 2.80 | 4.90 | 3.00 | 2.60 | - | - |
| Deimos | 2.20 | 3.00 | 2.50 | 4.00 | 3.20 | 2.80 | - | - |
| Hidra | 0.60 | 1.00 | 0.70 | 1.40 | 0.70 | 0.50 | - | - |
| Cosmos | 3.40 | 3.80 | 3.00 | 4.20 | 3.00 | 2.70 | - | - |
| Cosmos Perla | 2.90 | 3.20 | 1.60 | 4.60 | 2.30 | 1.90 | - | - |
| Screen Kore | 2.50 | 3.40 | 2.20 | 4.30 | 2.20 | 1.80 | - | - |
| Leda Black-Out | 4.20 | 4.00 | 2.60 | 7.00 | 4.00 | 2.80 | - | - |
| Herse Black-Out | 3.50 | 3.60 | 2.00 | 5.00 | 4.00 | 2.50 | - | - |
| Umbriel | 1.60 | 1.60 | 0.80 | 3.00 | 2.00 | 0.80 | - | - |
| Tebe | 2.00 | 2.00 | 1.00 | 3.60 | 2.50 | 1.00 | - | - |
| Arce | 2.60 | 2.40 | 1.60 | 4.00 | 3.00 | 1.80 | - | - |

Boxes

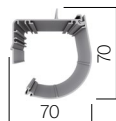
Semi box 70



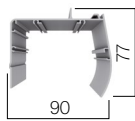
Box 70 Square



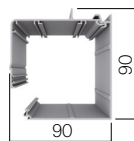
Box 70 Round



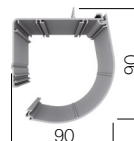
Semi box 90



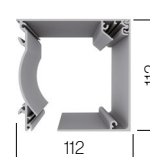
Box 90 Square



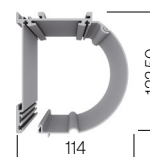
Box 90 Round



Box 110 Square



Box 110 Round

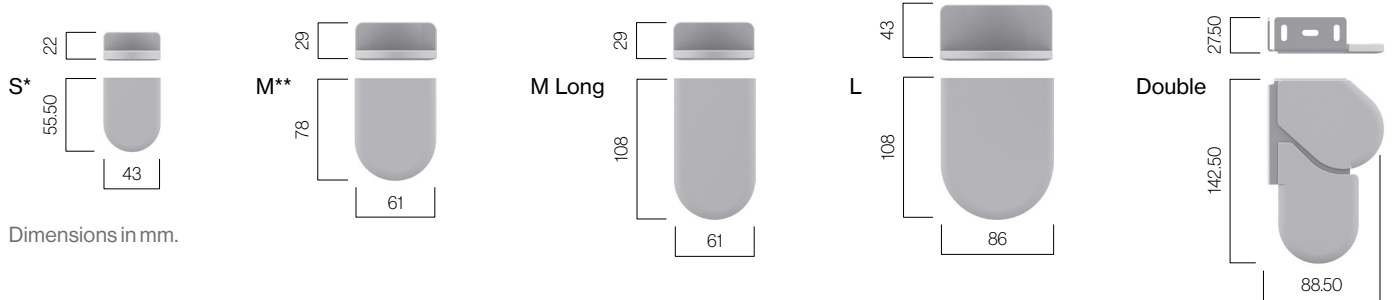


Rolling of fabrics in box (maximum height in m)

| Model | Brackets | Box and semi box 70 | | Box and semi box 90 | | | Box 110 | |
|-------------------------|----------|----------------------------------|---------|---------------------|--------------------------------------|------------------|---------|-------------------|
| | Axle 35 | Axle 35 Width maximum 1.80 | Axle 43 | Axle 43 | Axle 60 Motor and crank handle | Axle 65 Chain | Axle 60 | Axle 78 and 80 |
| Sax 3000 | 2.90 | 3.85 | 2.75 | 5.00 | 4.00 | 3.70 | 7.00 | 6.00 |
| Mimo | 1.60 | 2.35 | 1.45 | 3.00 | 2.50 | 2.30 | 6.00 | 5.00 |
| Black-Out | 2.20 | 2.95 | 1.75 | 5.00 | 4.00 | 3.60 | 7.00 | 7.00 |
| Berlin Black-Out | 1.90 | 2.55 | 1.65 | 4.50 | 2.50 | 2.10 | 7.00 | 7.00 |
| Dartex Black-Out | 1.70 | 2.15 | 1.25 | 5.30 | 2.60 | 2.30 | 6.00 | 4.20 |
| Soltis 99 | 2.70 | 3.40 | 2.50 | 5.00 | 2.40 | 2.20 | 7.00 | 6.00 |
| Soltis Horizon 86 | 2.00 | 3.05 | 1.70 | 6.00 | 3.20 | 2.60 | 7.00 | 5.00 |
| Soltis Performa 92 | 1.90 | 3.35 | 2.25 | 6.00 | 3.50 | 2.20 | 7.00 | 5.00 |
| Soltis Opaque B92 | 1.40 | 2.05 | 1.25 | 5.00 | 2.80 | 2.10 | 5.50 | 4.10 |
| Screen 8505 | 1.70 | 3.20 | 1.90 | 4.00 | 3.00 | 2.40 | 7.00 | 5.50 |
| Screen 2165 | 1.10 | 1.80 | 1.05 | 3.30 | 1.90 | 1.50 | 6.00 | 4.10 |
| Sax Screen 3600 1% | 1.20 | 1.85 | 1.20 | 4.80 | 2.80 | 2.20 | 5.50 | 5.00 |
| Sax Screen 3600 5% | 1.60 | 1.85 | 1.30 | 4.90 | 3.00 | 2.40 | 6.00 | 5.50 |
| Sax Screen 3600 10% | 1.70 | 1.85 | 1.30 | 4.90 | 3.00 | 2.40 | 6.00 | 5.50 |
| Sax Screen 5500 1% | 1.10 | 1.45 | 0.90 | 3.50 | 2.00 | 1.50 | 4.80 | 3.50 |
| Sax Screen 5500 3% | 1.30 | 1.55 | 0.90 | 3.50 | 2.00 | 1.50 | 4.80 | 3.50 |
| Sax Screen 5500 5% | 1.40 | 1.65 | 0.90 | 3.80 | 2.20 | 1.80 | 5.00 | 3.90 |
| Sax Screen 5500 10% | 1.40 | 1.65 | 1.10 | 3.80 | 2.20 | 1.80 | 5.00 | 3.90 |
| Screen Artemis 1% | 2.20 | 3.00 | 1.90 | 4.00 | 2.10 | 2.00 | 6.10 | 6.80 |
| Screen Artemis 3% | 2.10 | 3.10 | 2.00 | 4.10 | 2.30 | 2.00 | 6.30 | 6.90 |
| Screen Artemis 5% | 2.30 | 3.20 | 2.10 | 4.30 | 2.50 | 2.10 | 6.50 | 7.00 |
| Screen Elarus Black-Out | 1.50 | 2.20 | 1.60 | 2.80 | 1.90 | 1.40 | 6.00 | 4.00 |
| Soltis Harmony 88 | 2.60 | 3.20 | 2.50 | 4.60 | 3.40 | 2.90 | 6.00 | 7.00 |
| Soltis Lounge 96 | 2.40 | 3.00 | 2.25 | 6.00 | 3.50 | 2.20 | 7.00 | 5.00 |
| Soltis Proof W96 | 1.60 | 2.25 | 1.05 | 4.00 | 2.80 | 2.30 | 6.50 | 5.00 |
| Screen Titan | 1.90 | 2.60 | 1.80 | 3.10 | 1.70 | 1.30 | 6.00 | 4.00 |
| Screen Opaque 622 | 1.00 | 1.65 | 0.90 | 3.80 | 2.20 | 1.80 | 5.00 | 3.90 |
| Sax Screen Dione | 2,10 | 2,00 | 1,00 | 3,60 | 2,50 | 1,00 | 4,80 | 3,50 |

Technical characteristics

Brackets



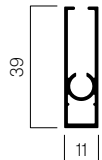
Dimensions in mm.

End slats

Slim Standard End slat
030372
Slim End Cap
030424



Slim End slat
370 gr ml



Round End slat
030356
Round End Cap
030758



Hidden end slat
206 gr ml




Round 110 End slat
030182
Round 110 End Cap
030320



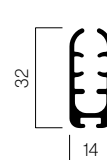
Hidden end slat
550 gr ml




Flat End Slat
030512
Flat End Cap
030556



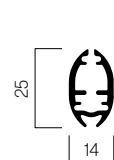
Hidden end slat
440 gr ml



Oval End Slat
001219
Oval End Slat
030315



Hidden end slat
335 gr ml



Dimensions in mm.

Interior guides

Guide 60x27
030076



Flat

Guide 60x27
030076



Oval

Guide 55x22
030077



Flat

Guide 55x13
030522



Flat

Guide 40x25
030071




Oval

Guide 20x22
030518



Round

Guide 65x31
030072



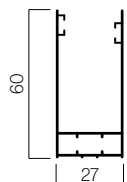
Round

Guide 33x23
030519

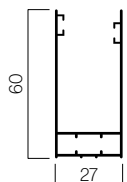


Round

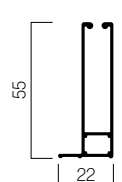
Flat end cap
030556



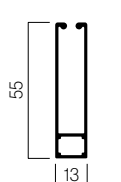
Oval end cap
030315



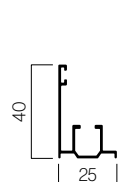
Flat terminal guide Cap
030273



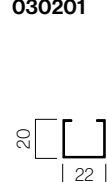
Flat terminal guide Cap
030273



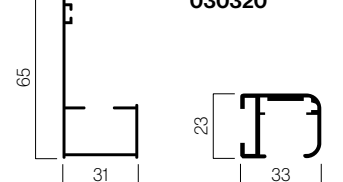
Oval terminal guide Cap
030274



Adapter sleeve for slider
030671
Slider to guide
030201



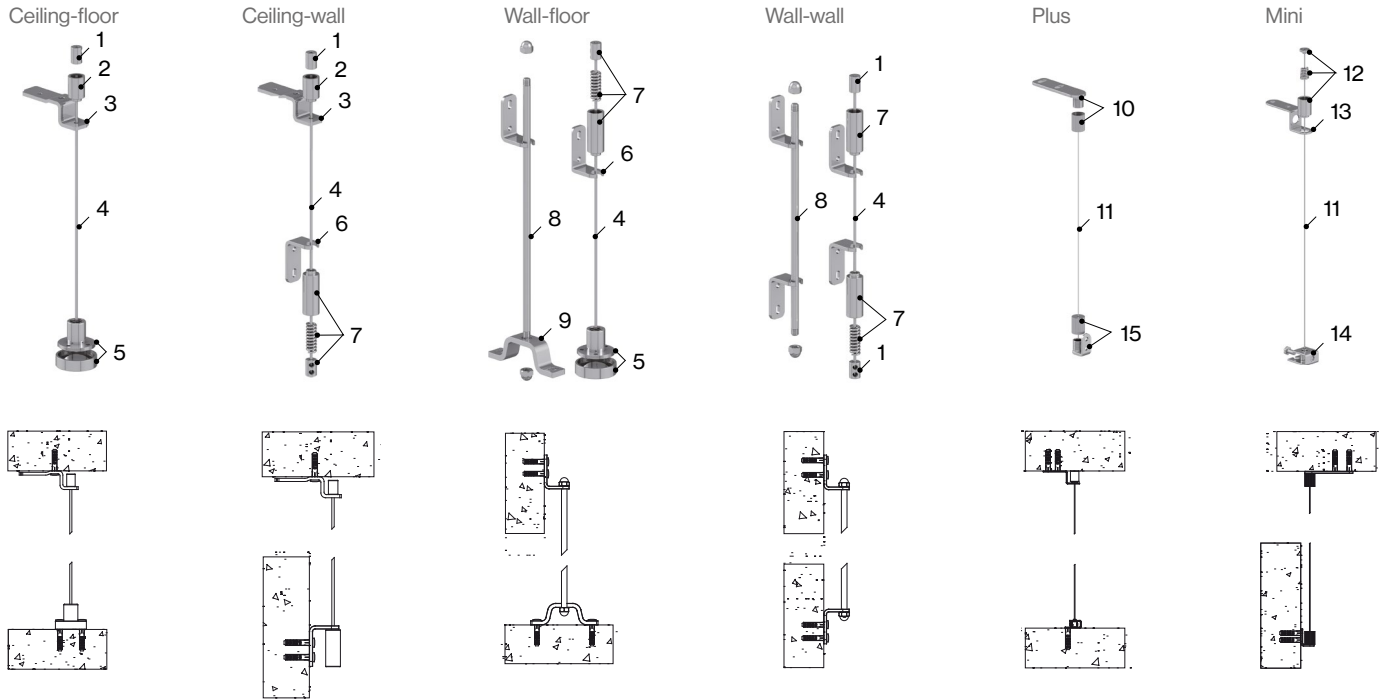
Counterweight Terminal Guide Cap 110
030320



Dimensions en mm.

Technical characteristics

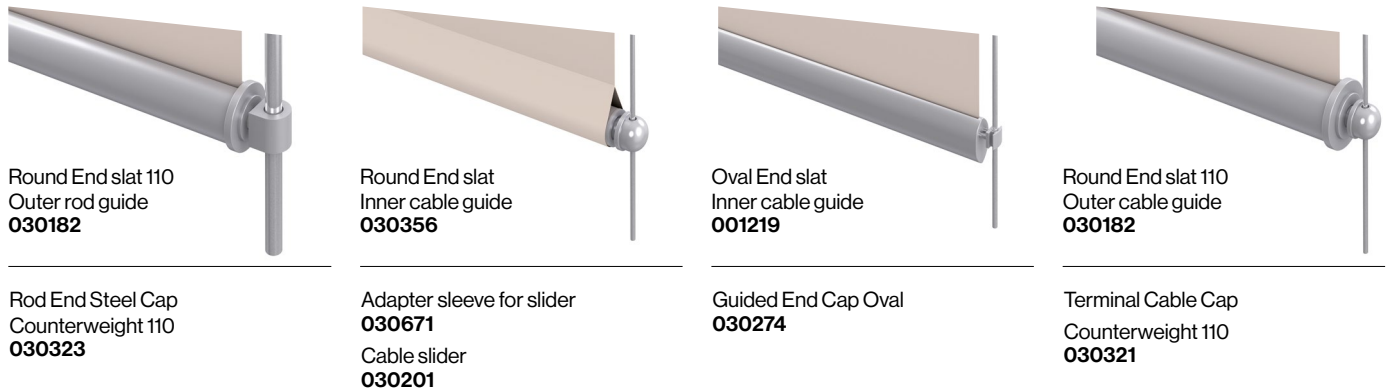
Cable guides



Components

| Nº | Code | Nº | Code | Nº | Code | Nº | Code | Nº | Code |
|----|--------|----|--------|----|--------|----|--------|----|--------|
| 1 | 030161 | 4 | 030087 | 7 | 030090 | 10 | 030061 | 13 | 030082 |
| 2 | 030157 | 5 | 030095 | 8 | 030097 | 11 | 030085 | 14 | 030091 |
| 3 | 030079 | 6 | 030156 | 9 | 030096 | 12 | 030088 | 15 | 030060 |

Terminal with cable



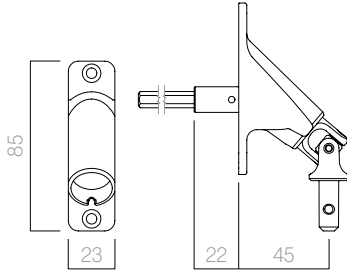
End slat and guide compatibility

| End slats | Guide | | | | | | |
|-----------|----------|----------|----------|----------|----------|----------|----------|
| | 65x31 mm | 60x27 mm | 55x22 mm | 55x13 mm | 40x25 mm | 33x23 mm | 20x22 mm |
| Slim | | • | | | | | |
| Flat | | • | • | • | | | |
| Oval | | • | | | • | | |
| Round | • | | | | | | • |
| Round 110 | | | | | | • | |

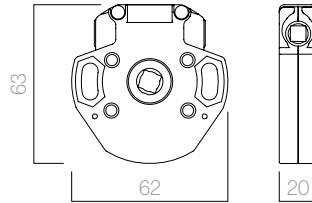
Technical characteristics

Crank handle lifting systems

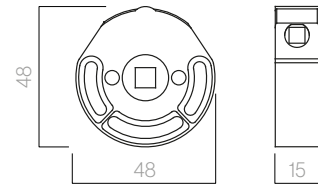
Angle 90°
030197



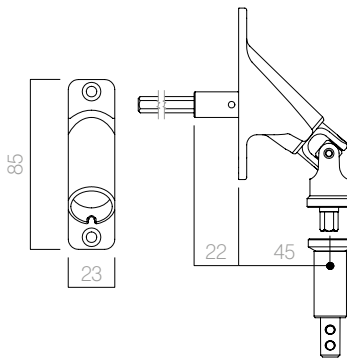
Crank handle 50/60
030191



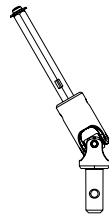
Crank handle 45
030190



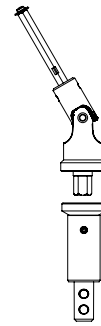
Angle 90° magnetised
030187



Fixed joint
030194

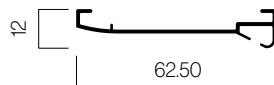


Magnetic joint
030196



Accessories

Stabiliser bar 12x62.5
030894




— Fiche technique

Store Enroulable



Modèles

Systeme a chaîne




Éléments

| N° | Réf. | Description | N° | Réf. | Description |
|----|--------|--|----|--------|-------------------------------------|
| 1 | 030372 | Lame finale en aluminium Slim | 14 | 030918 | Mécanisme Enroulable 1:1 S CLS |
| 2 | 030424 | Embout lame finale Slim | 15 | 030803 | Mécanisme Enroulable 1:1 M CLS |
| 3 | 034024 | Chaîne 4,5x6 PVC | 16 | 030844 | Mécanisme Enroulable 1:3 L CLS |
| 4 | 030425 | Contrepoids chaîne Slim L | 17 | 030823 | Adaptateur axe 43 CLS |
| 5 | 030949 | Enjoliveur pour support Enroulable S CLS | 18 | 030867 | Adaptateur tube 65 mm |
| 6 | 030808 | Enjoliveur pour support Enroulable M CLS | 19 | 030919 | Embout axe 35 CLS |
| 7 | 030846 | Enjoliveur pour support Enroulable L CLS | 20 | 030806 | Embout axe 43 CLS |
| 8 | 030950 | Couvre vis plastique support Enr. S CLS | 21 | 030801 | Embout support métal Enroulable CLS |
| 9 | 030809 | Couvre vis plastique support Enr. M CLS | 22 | 030920 | Axe 35 |
| 10 | 030847 | Couvre vis plastique support Enr. L CLS | 23 | 030776 | Axe 43 |
| 11 | 030948 | Support métallique Enroulable S CLS | 24 | 030773 | Axe 65 |
| 12 | 030807 | Support métallique Enroulable M CLS | 25 | 030551 | Embout chaîne |
| 13 | 030845 | Support métallique Enroulable L CLS | 26 | 034037 | Union chaîne |

Modèles

Système treuil



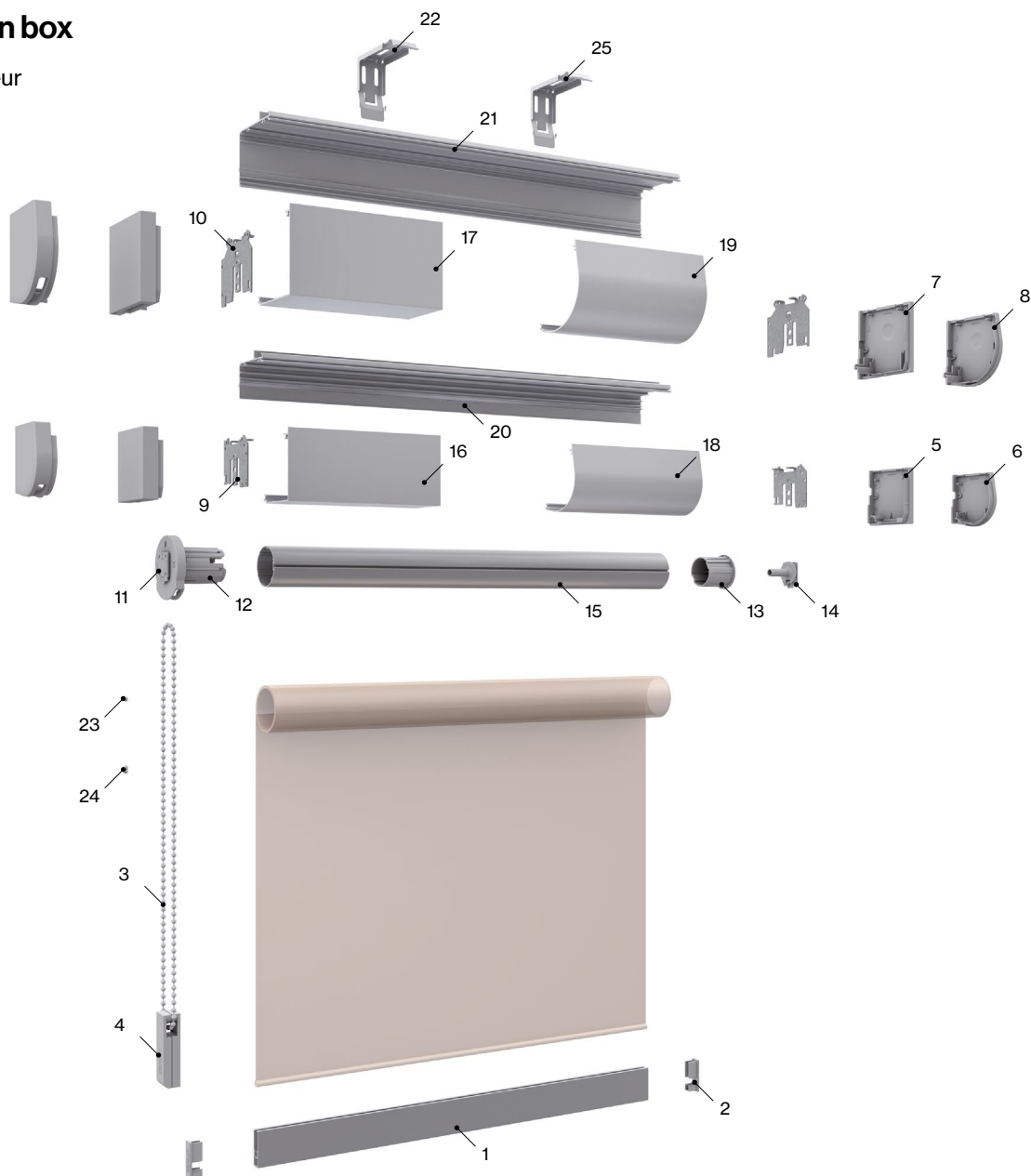
Éléments

| N° | Réf. | Description | N° | Réf. | Description |
|----|--------|--|----|--------|--|
| 1 | 030372 | Lame finale en aluminium Slim | 15 | 030193 | Treuil axe 78 |
| 2 | 030424 | Embout lame finale Slim | 16 | 030561 | Embout carré pour treuil axe 43 |
| 3 | 030198 | Manivelle treuil | 17 | 030562 | Embout carré pour treuil axe 50/60 |
| 4 | 030199 | Manivelle avec croche 1,80 (treuil-axe 78) | 18 | 030563 | Embout carré pour treuil treuil axe 78 |
| 5 | 030808 | Enjoliveur pour support Enroulable M CLS | 19 | 030823 | Adaptateur axe 43 CLS |
| 6 | 030846 | Enjoliveur pour support Enroulable L CLS | 20 | 030806 | Embout axe 43 CLS |
| 7 | 030809 | Couvre vis plastique support Enr. M CLS | 21 | 030536 | Embout axe 50/60 |
| 8 | 030847 | Couvre vis plastique support Enr. L CLS | 22 | 030538 | Embout axe 78 |
| 9 | 030807 | Support métallique Enroulable M CLS | 23 | 030801 | Embout support métal Enroulable CLS |
| 10 | 030845 | Support métallique Enroulable L CLS | 24 | 030569 | Coussinet pour embout axe 78 |
| 11 | 030902 | Support moteur axe 43 CLS | 25 | 030776 | Axe 43 |
| 12 | 030934 | Plaque d'union treuil-support CLS | 26 | 030506 | Axe 60 |
| 13 | 030190 | Treuil axe 43 | 27 | 022807 | Axe 78 |
| 14 | 030176 | Treuil axe 50/60 | | | |

Modèles

Système Saxun box

Box 70 et 90 intérieur




Éléments

| N° | Réf. | Description | N° | Réf. | Description |
|----|--------|--------------------------------------|----|--------|-------------------------------------|
| 1 | 030372 | Lame finale en aluminium Slim | 14 | 030801 | Embout support métal Enroulable CLS |
| 2 | 030424 | Embout lame finale Slim | 15 | 030776 | Axe 43 |
| 3 | 034024 | Chaîne 4,5x6 PVC | 16 | 030879 | Trappe visite caisson S carré |
| 4 | 030425 | Contrepoids chaîne Slim L | 17 | 030826 | Trappe visite caisson M carré |
| 5 | 030885 | Enjoliveur pour support S carré | 18 | 030880 | Trappe visite caisson S courbe |
| 6 | 030883 | Enjoliveur pour support S courbe | 19 | 030827 | Trappe visite caisson M courbe |
| 7 | 030831 | Enjoliveur pour support M carré | 20 | 030877 | Trappe supérieur caisson S |
| 8 | 030830 | Enjoliveur pour support M courbe | 21 | 030824 | Trappe supérieur caisson M |
| 9 | 030876 | Paire supports caisson métalliques S | 22 | 030821 | Support installation caisson |
| 10 | 030822 | Paire supports caisson métalliques M | 23 | 030551 | Embout chaîne |
| 11 | 030803 | Mécanisme Enroulable M CLS | 24 | 034037 | Union chaîne |
| 12 | 030823 | Adaptateur axe 43 CLS | 25 | 030875 | Support d'installation S |
| 13 | 030806 | Embout axe 43 CLS | | | |

Modèles

Système Saxun box

Box 110 intérieur et extérieur




Éléments

| N° | Réf. | Description | N° | Réf. | Description |
|----|--------|---|----|--------|--|
| 1 | 030182 | Lame finale système 110 | 9 | 022807 | Axe 78 |
| 2 | 030320 | Embout lame finale système 110 | 10 | 004274 | Trappe visite caisson L courbe |
| 3 | 030216 | Paire de couvre enjoliveur caisson L courbe | 11 | 030708 | Trappe visite caisson S carré |
| 4 | 030722 | Paire de couvre enjoliveur caisson L carré | 12 | 004275 | Trappe supérieur caisson L courbe |
| 5 | 030547 | Paire de joues métalliques caisson L courbe | 13 | 030854 | Trappe supérieur caisson L carré |
| 6 | 030721 | Paire de joues métalliques caisson L carré | 14 | 030540 | Support plafond Saxun Box |
| 7 | 030569 | Coussinet pour embout axe 78 | 15 | 030542 | Support mur Saxun Box |
| 8 | 030538 | Embout axe 78 | 16 | 022489 | Paire sup. mur/plafond caisson 110 carré |

Modèles

Système Rafter

M et L




Éléments

| N° | Réf. | Description | N° | Réf. | Description |
|----|--------|---|----|--------|---|
| 1 | 031201 | Paire d'enjoliveur PVC support Rafter L | 9 | 030801 | Embout support métal Enroulable CLS |
| 2 | 030998 | Support métallique Rafter L | 10 | 030995 | Paire d'enjoliveur PVC support Rafter M |
| 3 | 030999 | Adaptateur support Rafter L | 11 | 030992 | Support métallique Rafter M |
| 4 | 031203 | Profil Rafter aluminium L | 12 | 030997 | Profil rafter aluminium M |
| 5 | 030844 | Mécanisme Enroulable 1:3 L CLS | 13 | 030776 | Axe 43 |
| 6 | 030867 | Adaptateur axe 65 mm | 14 | 030803 | Mécanisme Enroulable 1:1 M CLS |
| 7 | 030773 | Axe 65 | 15 | 030996 | Mécanisme guidé Rafter M |
| 8 | 030806 | Embout axe 43 CLS | | | |

 Modelos

Systeme Rafter

Double rideau




Éléments

| N° | Réf. | Description | N° | Réf. | Description |
|----|--------|---|----|--------|-------------------------------------|
| 1 | 031201 | Paire d'enjoliveur PVC support Rafter L | 6 | 030776 | Axe 43 |
| 2 | 030998 | Support métallique Rafter L | 7 | 030801 | Embout support métal Enroulable CLS |
| 3 | 030999 | Adaptateur support Rafter L | 8 | 030806 | Embout axe 43 CLS |
| 4 | 031203 | Profil Rafter aluminium L | 9 | 031202 | Mécanisme guidé Rafter L |
| 5 | 030803 | Mécanisme Enroulable 1:1 M CLS | 10 | 030996 | Mécanisme guidé Rafter M |

Modèles

Store Enroulables

Arbres moteur et matériel




Éléments

| N° | Réf. | Description | N° | Réf. | Description |
|----|--------|---------------------------------------|----|--------|---|
| 1 | 030776 | Tube aluminium 43 CLS | 9 | 030806 | Virole enroulable M 43 mm CLS |
| 2 | 030773 | Tube aluminium enroulable Ø65 mm | 10 | 030801 | Butée de rotation opposée |
| 3 | 024552 | Tube aluminium enroulable Ø80 mm | 11 | 030991 | Adaptateur moteur Somfy axe 65-80 CLS |
| 4 | 030868 | Adaptateur de tube 65 mm pour AC50 | 12 | 030988 | 43 Roue d'entraînement du moteur de batterie de l'arbre CLS |
| 5 | 031160 | Adaptateur d'arbre Somfy 80 moteur 50 | 13 | 031158 | Roue motrice du moteur 50 somf et essieu 65 CLS |
| 6 | 501811 | Crown adap. LS 40 à Ø40x1,5 | 14 | 031159 | Roue motrice 50 somf et axe 80 CLS |
| 7 | 030867 | Adaptateur de tube 65 mm | 15 | 030902 | 43 Serrage moteur arbre CLS |
| 8 | 030987 | Adaptateur d'arbre 80 extrémité 43 | | | |


Moins d'espe entre les stores

Système enroulable à chaîne

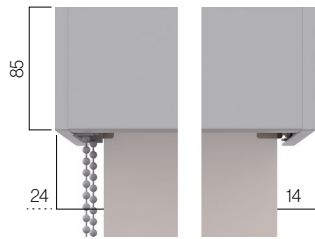
Dimensions en mm.



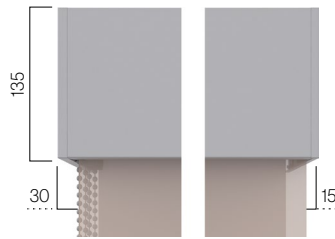
Système à chaîne
Axe 43 et 65



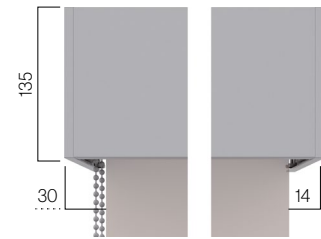
Système à chaîne central
Axe 43 y 65



Système à chaîne **Rafter M**
Axe 43




Système à chaîne **Rafter L**
Axe 43 • Double rideau




Système à chaîne **Rafter L**
Axe 65

Système enroulable à treuil

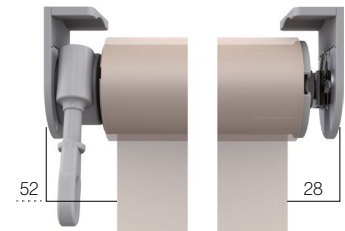
Dimensions en mm.



Système treuil
Axe 43



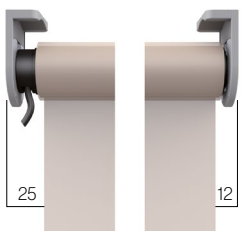
Système treuil
Axe 60



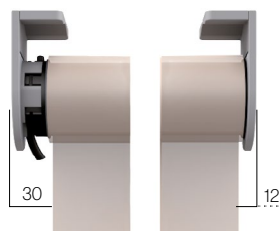
Système treuil
Axe 78

Système enroulable à moteur


Dimensions en mm.



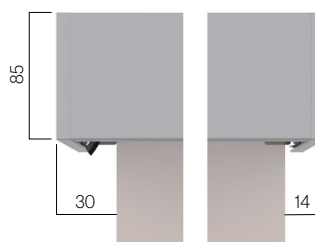
Système moteur
Axe 43



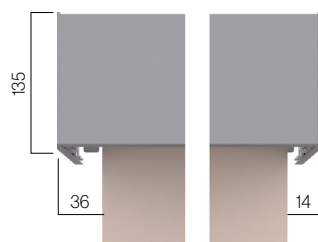
Système moteur
Axe 60



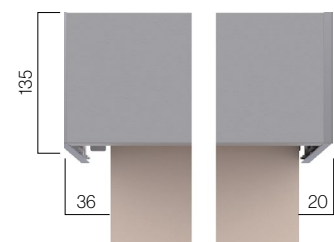
Système moteur
Axe 80



Système moteur **Rafter M**
Axe 43



Système moteur **Rafter L**
Axe 65



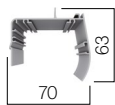
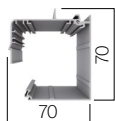
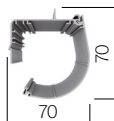
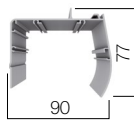
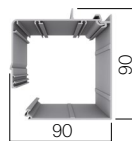
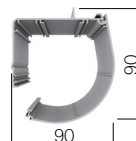
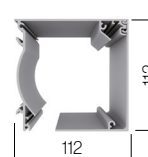
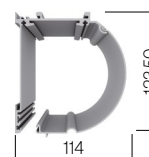
Système moteur **Rafter L**
Axe 80

Caractéristiques et options

Système CLS • Les caractéristiques des stores enroulables de Saxun, dépendent des axes d'enroulement.

| Caractéristiques | Axes d'enroulement | | | | | | | | | |
|----------------------------------|-------------------------------------|-----------------------|---|-----------------------|---|--------------------|---|------------------------|---|-----------------------|
| | Axe 35 mm | | Axe 43 mm | | Axe 60 mm | | Axe 65 mm | | Axe 78 et 80 mm | |
| Largeur maximale | 1,80 m | | 2,40 m | | 3,20 m | | 3,20 m | | 5,00 m | |
| Largeur minimale | Chaîne | 0,40 m | Chaîne | 0,40 m | Moteur | Mécanique = 0,65 m | Chaîne | 0,40 m | Moteur | Mécanique = 0,74 m |
| | | | | Mécanique = 0,54 m | | | | | | Électronique = 0,79 m |
| | Moteur | Mécanique = 0,40 m | Moteur | Électronique = 0,62 m | Treuil | 0,40 m | Treuil | 0,40 m | Treuil | 0,40 m |
| | | Électronique = 0,40 m | | Batterie = 0,75 m | | | | | | |
| Batterie = 0,63 m | Treuil | 0,40 m | | | | | | | | |
| Hauteur maximale | Cela dépend du tissu | | Cela dépend du tissu | | 4,00 m | | 4,00 m | | 4,00 m | |
| Conduire | Chaîne | | Chaîne | | Moteur | Radio | Seule chaîne | Moteur | Radio | |
| | | | Moteur | Radio | | Mécanique | | | Mécanique | |
| | Moteur | Radio | Treuil | Sortie 90° | Treuil | Sortie 90° | Treuil | Manivelle avec crochet | | |
| | | | | Sortie 90° aimanté | | Sortie 90° aimanté | | | | |
| Mécanique | | Articulation aimanté | Articulation aimanté | Articulation fixe | Articulation fixe | | | | | |
| Diamètre de l'axe | 35 mm | | 43 mm | | 60 mm | | 65 mm | | 78 mm | |
| Couleurs disponibles accessoires | Blanc, gris et noir | | Blanc, gris, noir, ivoire, graphite et marron | | Blanc, gris, noir, ivoire, graphite et marron | | Blanc, gris, noir, ivoire, graphite et marron | | Blanc, gris, noir, ivoire, graphite et marron | |
| Type de lame finale | Slim, Plate, Ovale et Ronde occulte | | Slim, Plate, Ovale et Ronde occulte | | Slim, Plate et Ronde 110 | | Slim, Plate et Ronde 110 | | Slim, Plate et Ronde 110 | |
| Type de mécanisme | 1:1 | | 1:1 y 1:3 | | - | | 1:3 | | - | |
| Type de caisson | 70-90 | | 70-90 | | 90-110 | | 90-110 | | 110 | |
| Type de support | S | | M | | L | | L | | L | |
| Type de guidage | Guidage Mini | | Guidage Mini et Plus | | Guidage câble extérieur | | Guidage câble extérieur | | Guidage câble extérieur | |

Caissons

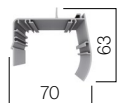
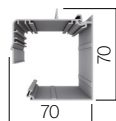
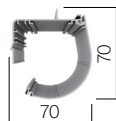
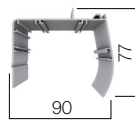
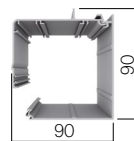
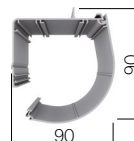
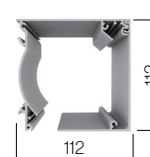
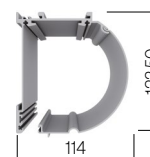
Demi-caisson
70Box 70
CarréBox 70
ArrondiDemi-caisson
90Box 90
CarréBox 90
ArrondiBox 110
CarréBox 110
Arrondi

Enroulement des toiles dans caisson (hauteur maximum en m)

| Modèle | Supports | Caisson et demi-caisson 70 | | Caisson et demi-caisson 90 | | | Caisson 110 | |
|--------------------|----------|------------------------------------|--------|----------------------------|-------------------------------|------------------|-------------|--------|
| | Axe 35 | Axe 35 Largeur maximale 1,80 | Axe 43 | Axe 43 | Axe 60 Moteur et treuil | Axe 65 Chaîne | Axe 60 | Axe 78 |
| Shantung | 2,20 | 2,95 | 1,60 | 5,00 | 4,00 | 3,50 | - | - |
| Shantung-M1 | 2,20 | 2,95 | 1,80 | 5,00 | 4,00 | 3,50 | - | - |
| Jávea | 1,60 | 1,90 | 0,90 | 3,00 | 2,20 | 2,00 | - | - |
| Brasilia | 3,30 | 3,60 | 2,05 | 5,00 | 4,00 | 2,20 | - | - |
| Altea | 3,30 | 3,80 | 2,85 | 5,00 | 4,00 | 3,50 | - | - |
| Casablanca | 3,30 | 3,75 | 2,75 | 5,00 | 4,50 | 4,00 | - | - |
| Bamboo | 0,90 | 1,55 | 0,90 | 3,00 | 2,00 | 1,50 | - | - |
| Calipso | 3,00 | 3,80 | 1,90 | 3,80 | 2,00 | 1,60 | - | - |
| Anthe | 1,60 | 2,40 | 1,60 | 3,20 | 2,10 | 1,80 | - | - |
| Letho | 0,80 | 1,40 | 0,80 | 2,50 | 1,20 | 0,90 | - | - |
| ScreenNimbus | 2,20 | 3,00 | 1,70 | 4,10 | 2,10 | 1,60 | - | - |
| Stella | 1,60 | 2,20 | 1,30 | 3,60 | 1,70 | 1,30 | - | - |
| Azur | 1,60 | 2,40 | 1,70 | 4,30 | 2,10 | 1,70 | - | - |
| Julie | 2,60 | 3,00 | 2,80 | 3,50 | 2,90 | 3,10 | - | - |
| Tiore | 2,20 | 2,80 | 2,10 | 3,00 | 2,20 | 2,00 | - | - |
| Maia | 3,30 | 3,80 | 2,60 | 4,10 | 2,30 | 2,00 | - | - |
| Fobos | 1,20 | 1,70 | 1,10 | 2,20 | 1,30 | 0,90 | - | - |
| Noah | 2,80 | 3,80 | 3,00 | 3,80 | 2,20 | 1,80 | - | - |
| Atlas | 0,70 | 1,20 | 0,70 | 1,80 | 1,20 | 0,90 | - | - |
| Hiperion Black-Out | 1,50 | 2,00 | 1,00 | 4,80 | 2,40 | 2,00 | - | - |
| Hispa | 3,50 | 4,10 | 3,10 | 4,40 | 3,60 | 3,20 | - | - |
| Anae | 3,00 | 3,50 | 2,75 | 4,40 | 3,50 | 3,10 | - | - |
| Ariel | 2,90 | 3,50 | 2,75 | 4,40 | 3,50 | 3,10 | - | - |
| Jano | 2,90 | 3,60 | 2,80 | 4,90 | 3,00 | 2,60 | - | - |
| Deimos | 2,20 | 3,00 | 2,50 | 4,00 | 3,20 | 2,80 | - | - |
| Hidra | 0,60 | 1,00 | 0,70 | 1,40 | 0,70 | 0,50 | - | - |
| Cosmos | 3,40 | 3,80 | 3,00 | 4,20 | 3,00 | 2,70 | - | - |
| Cosmos Perla | 2,90 | 3,20 | 1,60 | 4,60 | 2,30 | 1,90 | - | - |
| Screen Kore | 2,50 | 3,40 | 2,20 | 4,30 | 2,20 | 1,80 | - | - |
| Leda Black-Out | 4,20 | 4,00 | 2,60 | 7,00 | 4,00 | 2,80 | - | - |
| Herse Black-Out | 3,50 | 3,60 | 2,00 | 5,00 | 4,00 | 2,50 | - | - |
| Umbriel | 1,60 | 1,60 | 0,80 | 3,00 | 2,00 | 0,80 | - | - |
| Tebe | 2,00 | 2,00 | 1,00 | 3,60 | 2,50 | 1,00 | - | - |
| Arce | 2,60 | 2,40 | 1,60 | 4,00 | 3,00 | 1,80 | - | - |

Dimensions en mm.

Caissons

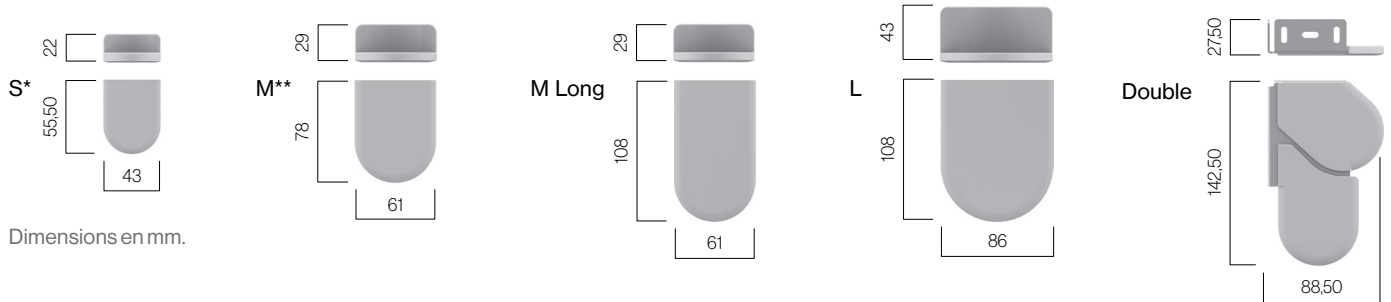
Demi-caisson
70Box 70
CarréBox 70
ArrondiDemi-caisson
90Box 90
CarréBox 90
ArrondiBox 110
CarréBox 110
Arrondi

Enroulement des toiles dans caisson (hauteur maximum en m)

| Modèle | Supports | Caisson et demi-caisson 70 | | Caisson et demi-caisson 90 | | | Caisson 110 | |
|-------------------------|----------|------------------------------------|--------|----------------------------|-------------------------------|------------------|-------------|-----------------|
| | Axe 35 | Axe 35 Largeur maximale 1,80 | Axe 43 | Axe 43 | Axe 60 Moteur et treuil | Axe 65 Chaîne | Axe 60 | Axe 78 et 80 |
| Sax 3000 | 2,90 | 3,85 | 2,75 | 5,00 | 4,00 | 3,70 | 7,00 | 6,00 |
| Mimo | 1,60 | 2,35 | 1,45 | 3,00 | 2,50 | 2,30 | 6,00 | 5,00 |
| Black-Out | 2,20 | 2,95 | 1,75 | 5,00 | 4,00 | 3,60 | 7,00 | 7,00 |
| Berlin Black-Out | 1,90 | 2,55 | 1,65 | 4,50 | 2,50 | 2,10 | 7,00 | 7,00 |
| Dartex Black-Out | 1,70 | 2,15 | 1,25 | 5,30 | 2,60 | 2,30 | 6,00 | 4,20 |
| Soltis 99 | 2,70 | 3,40 | 2,50 | 5,00 | 2,40 | 2,20 | 7,00 | 6,00 |
| Soltis Horizon 86 | 2,00 | 3,05 | 1,70 | 6,00 | 3,20 | 2,60 | 7,00 | 5,00 |
| Soltis Performa 92 | 1,90 | 3,35 | 2,25 | 6,00 | 3,50 | 2,20 | 7,00 | 5,00 |
| Soltis Opaque B92 | 1,40 | 2,05 | 1,25 | 5,00 | 2,80 | 2,10 | 5,50 | 4,10 |
| Screen 8505 | 1,70 | 3,20 | 1,90 | 4,00 | 3,00 | 2,40 | 7,00 | 5,50 |
| Screen 2165 | 1,10 | 1,80 | 1,05 | 3,30 | 1,90 | 1,50 | 6,00 | 4,10 |
| Sax Screen 3600 1% | 1,20 | 1,85 | 1,20 | 4,80 | 2,80 | 2,20 | 5,50 | 5,00 |
| Sax Screen 3600 5% | 1,60 | 1,85 | 1,30 | 4,90 | 3,00 | 2,40 | 6,00 | 5,50 |
| Sax Screen 3600 10% | 1,70 | 1,85 | 1,30 | 4,90 | 3,00 | 2,40 | 6,00 | 5,50 |
| Sax Screen 5500 1% | 1,10 | 1,45 | 0,90 | 3,50 | 2,00 | 1,50 | 4,80 | 3,50 |
| Sax Screen 5500 3% | 1,30 | 1,55 | 0,90 | 3,50 | 2,00 | 1,50 | 4,80 | 3,50 |
| Sax Screen 5500 5% | 1,40 | 1,65 | 0,90 | 3,80 | 2,20 | 1,80 | 5,00 | 3,90 |
| Sax Screen 5500 10% | 1,40 | 1,65 | 1,10 | 3,80 | 2,20 | 1,80 | 5,00 | 3,90 |
| Screen Artemis 1% | 2,20 | 3,00 | 1,90 | 4,00 | 2,10 | 2,00 | 6,10 | 6,80 |
| Screen Artemis 3% | 2,10 | 3,10 | 2,00 | 4,10 | 2,30 | 2,00 | 6,30 | 6,90 |
| Screen Artemis 5% | 2,30 | 3,20 | 2,10 | 4,30 | 2,50 | 2,10 | 6,50 | 7,00 |
| Screen Elarus Black-Out | 1,50 | 2,20 | 1,60 | 2,80 | 1,90 | 1,40 | 6,00 | 4,00 |
| Soltis Harmony 88 | 2,60 | 3,20 | 2,50 | 4,60 | 3,40 | 2,90 | 6,00 | 7,00 |
| Soltis Lounge 96 | 2,40 | 3,00 | 2,25 | 6,00 | 3,50 | 2,20 | 7,00 | 5,00 |
| Soltis Proof W96 | 1,60 | 2,25 | 1,05 | 4,00 | 2,80 | 2,30 | 6,50 | 5,00 |
| Screen Titan | 1,90 | 2,60 | 1,80 | 3,10 | 1,70 | 1,30 | 6,00 | 4,00 |
| Screen Opaque 622 | 1,00 | 1,65 | 0,90 | 3,80 | 2,20 | 1,80 | 5,00 | 3,90 |
| Sax Screen Dione | 2,10 | 2,00 | 1,00 | 3,60 | 2,50 | 1,00 | 4,80 | 3,50 |

Caractéristiques techniques

Supports

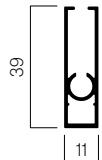


Lames finales

L.F. Slim Standard
030372
Embout lame final
030424



Lame finale Slim
370 gr ml



Lame finale Ronde
030356
Embout lame Ronde
030758



Lame finale occulte
206 gr ml



Lame finale Ronde 110
030182
Embout lame finale
ronde 110
030320



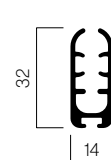
Lame finale occulte
550 gr ml




Lame finale Plate
030512
Embout L. F. Plate
030556



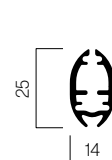
Lame finale occulte
440 gr ml



Lame finale Ovale
001219
Embout L.F. ovale
030315



Lame finale occulte
335 gr ml



Dimensions en mm.

Coulisses intérieures

Coulisse 60x27
030076



Plate

Coulisse 60x27
030076



Ovale

Coulisse 55x22
030077



Plate

Coulisse 55x13
030522



Plate

Coulisse 40x25
030071




Oval

Coulisse 20x22
030518



Ronde

Coulisse 65x31
030072



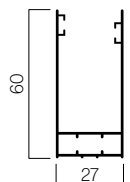
Ronde

Coulisse 33x23
030519

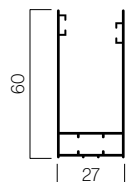


Ronde

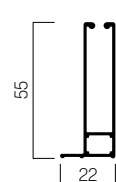
Embout lame
finale Plate
030556



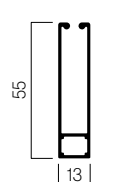
Embout lame
finale Ovale
030315



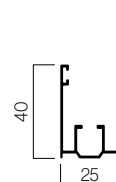
Embout L.F.
guide Plate
030273



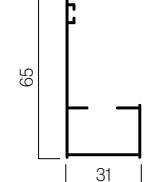
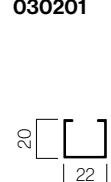
Embout L.F.
guide Plate
030273



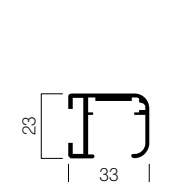
Embout L.F.
guide Oval
030274



Manchon adaptateur pour curseur
030671
Curseur pour guider
030201



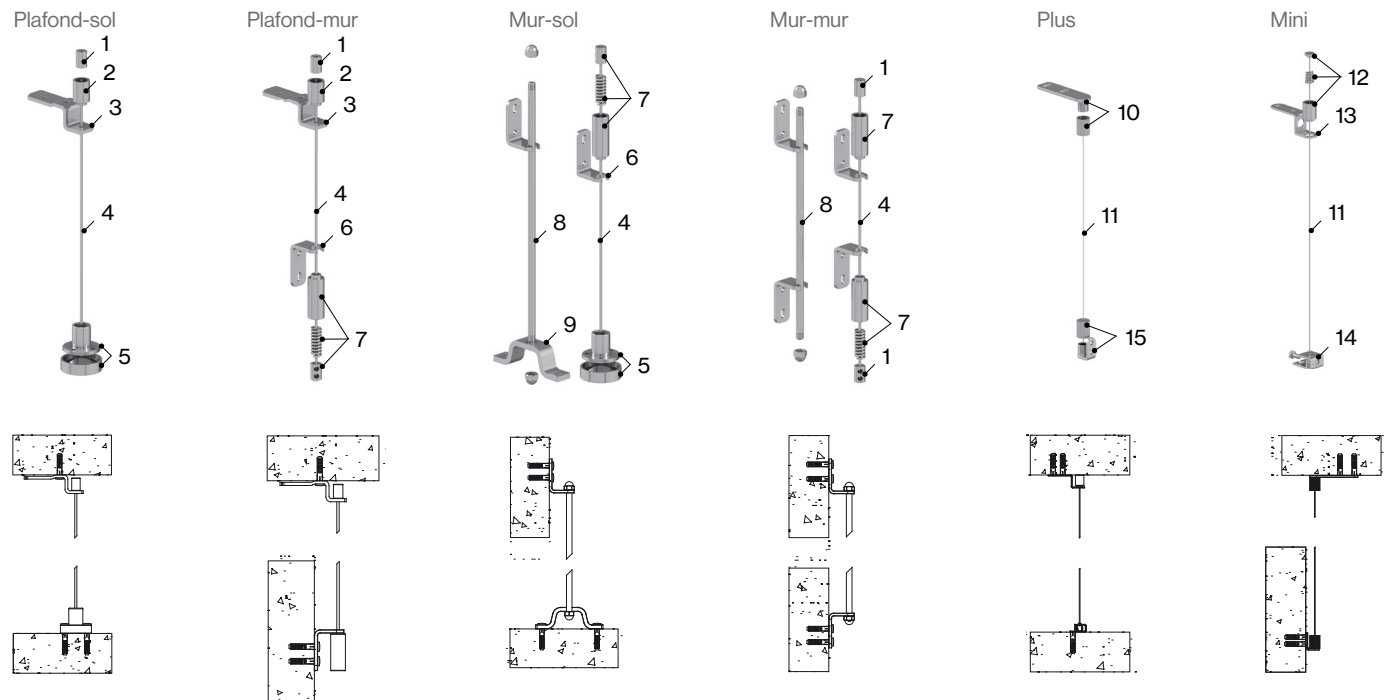
Lame finale de
guide Ronde 110
030320



Dimensions en mm.

Caractéristiques techniques

Guidé au câble



Éléments

| N° | Réf. | N° | Réf. | N° | Réf. | N° | Réf. | N° | Réf. |
|----|--------|----|--------|----|--------|----|--------|----|--------|
| 1 | 030161 | 4 | 030087 | 7 | 030090 | 10 | 030061 | 13 | 030082 |
| 2 | 030157 | 5 | 030095 | 8 | 030097 | 11 | 030085 | 14 | 030091 |
| 3 | 030079 | 6 | 030156 | 9 | 030096 | 12 | 030088 | 15 | 030060 |

Lame finale avec câble



Lame finale Ronde 110
Guidé tige extérieure
030182

Manchon adaptateur
pour curseur
030671
Curseur de câble
030201

Embout de guide
Lame finale Ovale
030274

Embout câble Lame final
Ronde 110
030321

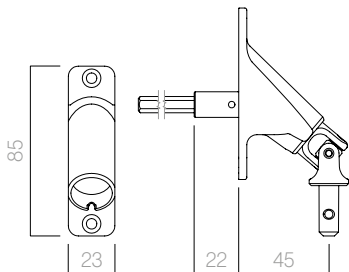
Compatibilité lame finale et coulisse

| Lame finale | Coulisse | | | | | | |
|----------------|----------|----------|----------|----------|----------|----------|----------|
| | 65x31mm | 60x27 mm | 55x22 mm | 55x13 mm | 40x25 mm | 33x23 mm | 20x22 mm |
| L.F. Slim | | • | | | | | |
| L.F. Plate | | • | • | • | | | |
| L.F. Ovale | | • | | | • | | |
| L.F. Ronde | • | | | | | | • |
| L.F. Ronde 110 | | | | | | • | |

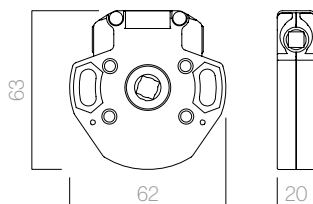
Caractéristiques techniques

Systèmes d'élévation avec manivelle

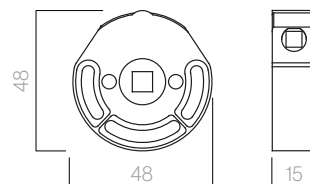
Sortie de manoeuvre 90°
030197



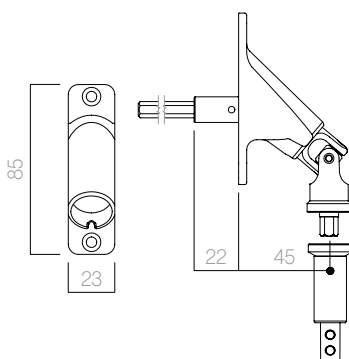
Treuil 50/60
030191



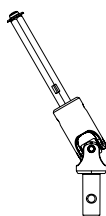
Treuil 45
030190



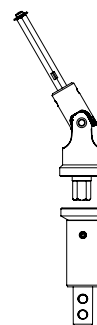
Sortie de manoeuvre 90° aimanté
030187



Articulation fixe
030194

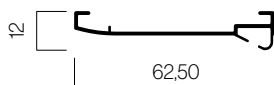


Articulation aimanté
030196



Accessoires

Barre stabilisatrice 12x62,5
030894




— Scheda tecniche

Tenda a Rullo



Modelli

Sistema a catena




Componenti

| N° | Codice | Descrizione | N° | Codice | Descrizione |
|----|--------|---|----|--------|---|
| 1 | 030372 | Terminale in alluminio Slim | 14 | 030918 | Meccanismo T. a Rullo 1:1 S CLS |
| 2 | 030424 | Tappo terminale Slim | 15 | 030803 | Meccanismo T. a Rullo 1:1 M CLS |
| 3 | 034024 | Catena 4,5x6 PVC | 16 | 030844 | Mec. T. a Rullo 1:3 L CLS Demoltiplicatore |
| 4 | 030425 | Tenditore Slim L | 17 | 030823 | Adattatore per rullo 43 CLS |
| 5 | 030949 | Tappo laterale supporto T. a Rullo S CLS | 18 | 030867 | Adattatore per rullo 65 mm |
| 6 | 030808 | Tappo laterale supporto T. a Rullo M CLS | 19 | 030919 | Capsula rullo 35 CLS |
| 7 | 030846 | Tappo laterale supporto T. a Rullo L CLS | 20 | 030806 | Capsula rullo 43 CLS |
| 8 | 030950 | Tappo in plastica viti supporto T. a Rullo. S CLS | 21 | 030801 | Fermo opposto supp. metallico T. a Rullo. CLS |
| 9 | 030809 | Tappo plastica viti supporto T. a Rullo M CLS | 22 | 030920 | Rullo in alluminio 35 |
| 10 | 030847 | Tappo plastica viti supporto T. a Rullo L CLS | 23 | 030776 | Rullo in alluminio 43 |
| 11 | 030948 | Supporto metallico T. a Rullo S CLS | 24 | 030773 | Rullo in alluminio 65 |
| 12 | 030807 | Supporto metallico T. a Rullo M CLS | 25 | 030551 | Fermo sfera catena |
| 13 | 030845 | Supporto metallico T. a Rullo L CLS | 26 | 034037 | Collegamento a catena |

Modelli

Sistema ad argano



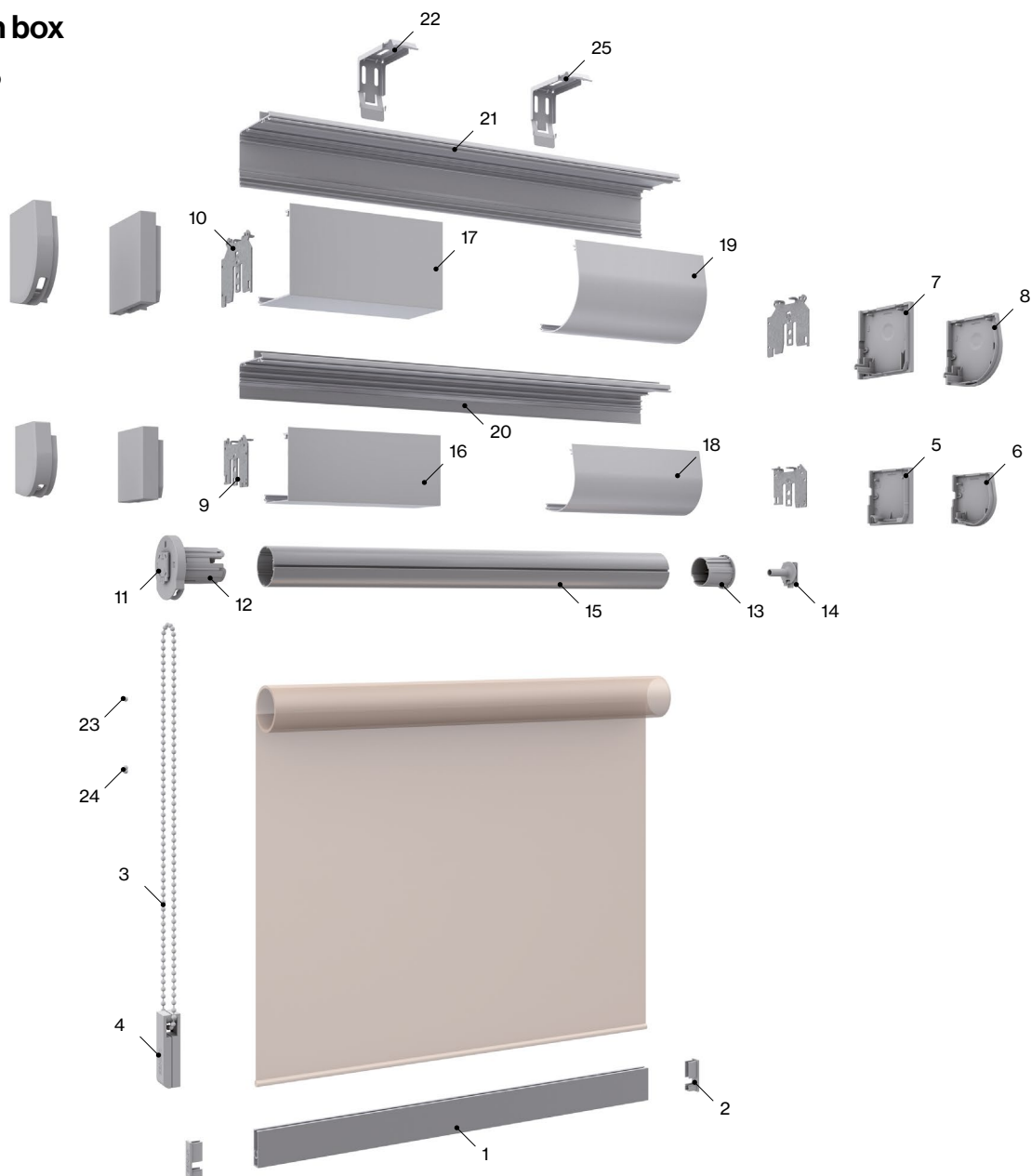
Componenti

| N° | Codice | Descrizione | N° | Codice | Descrizione |
|----|--------|---|----|--------|--|
| 1 | 030372 | Terminale in alluminio Slim | 15 | 030193 | Argano rullo 78 |
| 2 | 030424 | Tappo terminale Slim | 16 | 030561 | Capsula perno quadrato argano rullo 43 |
| 3 | 030198 | Manovella snodo | 17 | 030562 | Capsula perno quadrato argano rullo 50/60 |
| 4 | 030199 | Manovella con gancio 1,80 (argano-rullo 78) | 18 | 030563 | Capsula perno quadrato argano rullo 78 |
| 5 | 030808 | Tappo laterale supporto T. a Rullo M CLS | 19 | 030823 | Adattatore rullo 43 CLS |
| 6 | 030846 | Tappo laterale supporto T. a Rullo L CLS | 20 | 030806 | Capsula rullo 43 CLS |
| 7 | 030809 | Tappo plastica viti supporto T. a Rullo M CLS | 21 | 030536 | Adattatore rullo 50/60 |
| 8 | 030847 | Tappo plastica viti supporto T. a Rullo L CLS | 22 | 030538 | Capsula motore/argano rullo 78 |
| 9 | 030807 | Supporto metallico T. a Rullo M CLS | 23 | 030801 | Fermo opposto supp. metallico T. a Rullo CLS |
| 10 | 030845 | Supporto metallico T. a Rullo L CLS | 24 | 030569 | Perno supporto capsula rullo 78 |
| 11 | 030902 | Fissaggio motore rullo 43 CLS | 25 | 030776 | Rullo in alluminio 43 |
| 12 | 030934 | Piastra di collegamento Argano-Supporto CLS | 26 | 030506 | Rullo in alluminio 60 |
| 13 | 030190 | Argano rullo 43 | 27 | 022807 | Rullo di avvolgimento 78 |
| 14 | 030176 | Argano rullo 60 | | | |

Modelli

Sistema Saxun box

Box 70 e 90 interno




Componenti

| N° | Codice | Descrizione | N° | Codice | Descrizione |
|----|--------|--|----|--------|---|
| 1 | 030372 | Terminale in alluminio Slim | 14 | 030801 | Fermo opposto supp. metallico T. a Rullo. CLS |
| 2 | 030424 | Tappo terminale Slim | 15 | 030776 | Rullo in alluminio 43 |
| 3 | 034024 | Catena 4,5x6 PVC | 16 | 030879 | Tappo cassonetto S quadrato |
| 4 | 030425 | Tenditore Slim L | 17 | 030826 | Tappo cassonetto M quadrato |
| 5 | 030885 | Tappo laterale cassonetto quadrato S destro | 18 | 030880 | Tappo cassonetto S rotondo |
| 6 | 030883 | Tappo laterale cassonetto rotondo S destro | 19 | 030827 | Tappo cassonetto M rotondo |
| 7 | 030831 | Tappo laterale cassonetto quadrato M destro | 20 | 030877 | Profilo base cassonetto S |
| 8 | 030830 | Tappo laterale cassonetto rotondo M destro | 21 | 030824 | Profilo base cassonetto M |
| 9 | 030876 | Kit supporti metallici cassonetto T. a Rullo S | 22 | 030821 | Supporto per l'installazione del cassonetto M |
| 10 | 030822 | Kit supporti metallici cassonetto T. a Rullo M | 23 | 030551 | Fermo a sfera catena |
| 11 | 030803 | Meccanismo T. a Rullo 1:1 M CLS | 24 | 034037 | Collegamento alla catena |
| 12 | 030823 | Adattatore per rullo 43 CLS | 25 | 030875 | Supporto per l'installazione S |
| 13 | 030806 | Capsula rullo 43 CLS | | | |

Modelli

Sistema Saxun box

Box 110 interno e esterno




Componenti

| N° | Codice | Descrizione | N° | Codice | Descrizione |
|----|--------|--|----|--------|--|
| 1 | 030182 | Sistema di contrappeso del terminale 110 | 9 | 022807 | Rullo di avvolgimento 78 |
| 2 | 030320 | Sist. di contrappeso della calotta terminale 110 | 10 | 004274 | Cassonetto Saxun Box 110 Profilo di copertura |
| 3 | 030216 | Kit estetico testata S.B. 110 rotondo | 11 | 030708 | Profilo cassonetto inferiore 110 quadrata |
| 4 | 030722 | Kit estetico testata S.B. 110 quadrato | 12 | 004275 | Cassonetto Saxun Box 110 Profilo angolare |
| 5 | 030547 | Kit testata metallica Saxun Box 110 rotondo | 13 | 030854 | Profilo base cassonetto L |
| 6 | 030721 | Kit testata metallica Saxun Bos 110 quadrato | 14 | 030540 | Supporto soffitto Saxun Box 110 |
| 7 | 030569 | Perno supporto capsula rullo 78 | 15 | 030542 | Supporto a parete Saxun Box 110 |
| 8 | 030538 | Capsula motore/argano rullo 78 | 16 | 022489 | Kit supp. a parete/soffitto casset. 110 quadrato |

Modelli

Sistema Rafter

MeL




Componenti

| N° | Codice | Descrizione | N° | Codice | Descrizione |
|----|--------|--|----|--------|---|
| 1 | 031201 | Kit copertura supporto in PVC Rafter L | 9 | 030801 | Fermo opposto supporto metallico CLS |
| 2 | 030998 | Supporto metallico Rafter L | 10 | 030995 | Kit di copertura in PVC supporto Rafter M |
| 3 | 030999 | Adattatore per supporto Rafter L | 11 | 030992 | Supporto metallico Rafter M |
| 4 | 031203 | Profilo Rafter alluminio L | 12 | 030997 | Profilo Rafter alluminio M |
| 5 | 030844 | Meccan. avvolg. 1:3 L CLS Demoltiplicatore CLS | 13 | 030776 | Rullo in alluminio 43 mm |
| 6 | 030867 | Adattatore per rullo 65 mm | 14 | 030803 | Meccanismo di avvolgimento 1:1 M CLS |
| 7 | 030773 | Rullo in alluminio 65 mm | 15 | 030996 | Meccanismo guidato Rafter M |
| 8 | 030806 | Capsula rullo da 43 CLS | | | |

Sistema Rafter

Doppia tenda




Componenti

| N° | Codice | Descrizione | N° | Codice | Descrizione |
|----|--------|--------------------------------------|----|--------|--------------------------------------|
| 1 | 031201 | Kit copertura PVC supporto Rafter L | 6 | 030776 | Rullo in alluminio 43 mm |
| 2 | 030998 | Supporto metallico Rafter L | 7 | 030801 | Fermo opposto supporto metallico CLS |
| 3 | 030999 | Adattatore per supporto Rafter L | 8 | 030806 | Capsula rullo da 43 CLS |
| 4 | 031203 | Profilo Rafter alluminio L | 9 | 031202 | Meccanismo guidato Rafter L |
| 5 | 030803 | Meccanismo di avvolgimento 1:1 M CLS | 10 | 030996 | Meccanismo guidato Rafter M |

Modelli

Tenda a rullo

Alberi motore e ferramenta




Componenti

| N° | Codice | Descrizione | N° | Codice | Descrizione |
|----|--------|---|----|--------|---|
| 1 | 030776 | Tubo in alluminio 43 CLS | 9 | 030806 | Puntale roll-up M 43 mm CLS |
| 2 | 030773 | Tubo in alluminio avvolgibile Ø65 mm | 10 | 030801 | Arresto rotazione opposto |
| 3 | 024552 | Tubo in alluminio avvolgibile Ø80 mm | 11 | 030991 | Somfy adattatore motore asse 65-80 CLS |
| 4 | 030868 | Adattatore tubo da 65 mm per AC50 | 12 | 030988 | 43 Ruota motrice motore batteria albero CLS |
| 5 | 031160 | Somfy 80 motor 50 adattatore per albero | 13 | 031158 | Ruota motrice 50 somf e asse 65 CLS |
| 6 | 501811 | Corona adatta. Da LS 40 a Ø40x1,5 | 14 | 031159 | Ruota motrice 50 somf e asse 80 CLS |
| 7 | 030867 | Adattatore tubo 65mm | 15 | 030902 | 43 Bloccaggio motore albero CLS |
| 8 | 030987 | Adattatore albero 80 estremità 43 | | | |


Spazio minimo tra le tende a rullo

Sistema di avvolgimento a catena

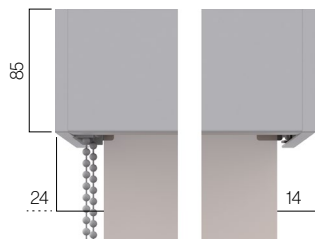
Misura in mm.



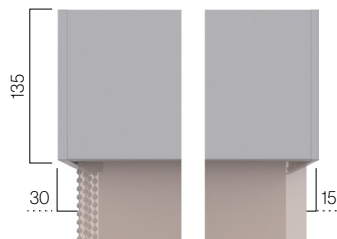
Sistema a catena
Rullo 43 e 65



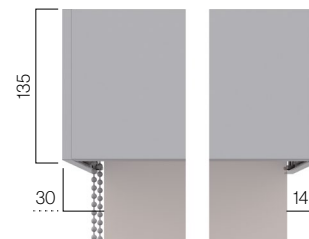
Sistema a catena centrale
Rullo 43 e 65



Sistema a catena **Rafter M**
Rullo 43




Sistema a catena **Rafter L**
Rullo 43 • Doppia tenda



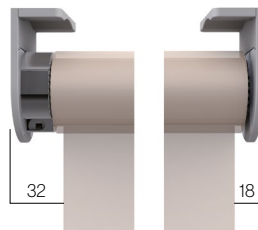
Sistema a catena **Rafter L**
Rullo 65

Sistema avvolgibile a snodo


Misura in mm.



Sistema a snodo
Rullo 43



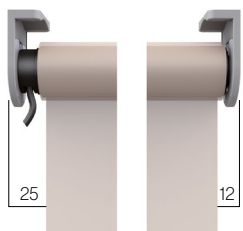
Sistema a snodo
Rullo 60



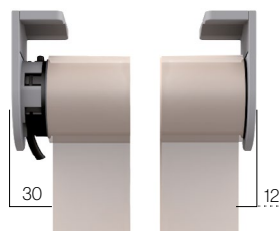
Sistema a snodo
Rullo 78

Sistema avvolgibile a motore


Misura in mm.



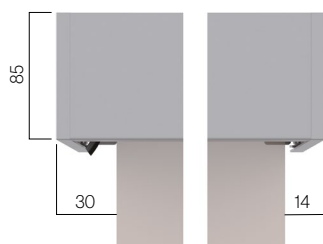
Sistema a motore
Rullo 43



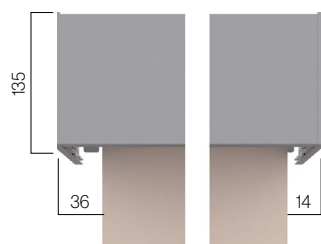
Sistema a motore
Rullo 60



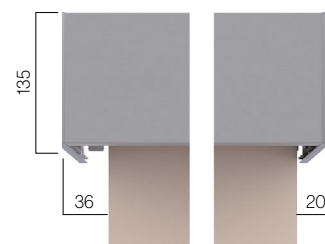
Sistema a motore
Rullo 80



Sistema a motore **Rafter M**
Rullo 43



Sistema a motore **Rafter L**
Rullo 65



Sistema a motore **Rafter L**
Rullo 80

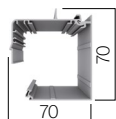
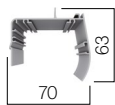
Caratteristiche e opzioni

Sistema CLS • Le caratteristiche delle tende a rullo Saxun dipendono dai rulli di avvolgimento

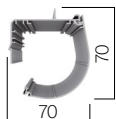
| Caratteristiche | Dimensione degli assi | | | | | | | | | |
|------------------------------|--|--------------------|---|--------------------|---|--------------------|---|-----------|---|----------------------|
| | Rullo da 35 mm | | Rullo da 43 mm | | Rullo da 60 mm | | Rullo da 65 mm | | Rullo da 78 e 80 mm | |
| Larghezza massima | 1,80 m | | 2,40 m | | 3,20 m | | 3,20 m | | 5,00 m | |
| Larghezza minima | Catena | 0,40 m | Catena | 0,40 m | Motore | Meccanico = 0,65 m | Catena | 0,40 m | Motore | Meccanico = 0,74 m |
| | | | | Meccanico = 0,54 m | | | | | | Via radio = 0,82 m |
| | Motore | Meccanico = 0,40 m | Motore | Via radio = 0,62 m | Snodo | 0,40 m | Snodo | 0,40 m | Snodo | 0,40 m |
| | | Via radio = 0,40 m | | Bateria = 0,75 m | | | | | | |
| | | Bateria = 0,63 m | Snodo | 0,40 m | | | | | | |
| Altezza massima | Depende del tejido | | Depende del tejido | | 4,00 m | | 4,00 m | | 4,00 m | |
| Azionamento | Catena | | Catena | | Motore | Via radio | Solo catena | Motore | Via radio | |
| | | | Motore | Via radio | | | | | Meccanico | Meccanico |
| | Motore | Via radio | | Snodo | Snodo 90° | Snodo | | Snodo 90° | Snodo | Manovella con gancio |
| | | | Snodo 90° magnetico | | Giunto magnetico | | | | | |
| | | Meccanico | Giunto magnetico | Giunto fisso | | | | | | |
| Diametro rullo | 35 mm | | 43 mm | | 60 mm | | 65 mm | | 78 mm | |
| Colori disponibili accessori | Bianco, grigio e nero | | Bianco, grigio, nero, avorio, grafito e marrone | | Bianco, grigio, nero, avorio, grafito e marrone | | Bianco, grigio, nero, avorio, grafito e marrone | | Bianco, grigio, nero, avorio, grafito e marrone | |
| Tipo di terminale | Slim, piatto, ovale e rotondo nascosto | | Slim, piatto, ovale e rotondo nascosto | | Slim, piatto e Rotondo 110 | | Slim, piatto e Rotondo 110 | | Slim, piatto e Rotondo 110 | |
| Tipo di meccanismo | 1:1 | | 1:1 e 1:3 | | - | | 1:3 | | - | |
| Tipo di cassetto | 70-90 | | 70-90 | | 90-110 | | 90-110 | | 110 | |
| Tipo di supporto | S | | M | | L | | L | | L | |
| Tipo di guida | Guida Mini | | Guida Mini e plus | | Guida cavo esterno | | Guida cavo esterno | | Guida cavo esterno | |

Cassonetti

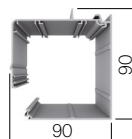
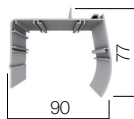
Semicassonetto Box 70
70 Quadrato



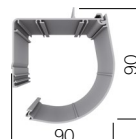
Box 70 Rotondo



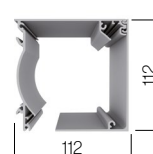
Semicassonetto Box 90
90 Quadrato



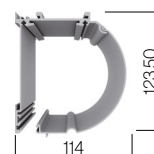
Box 90 Rotondo



Box 110 Quadrato



Box 110 Rotondo



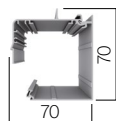
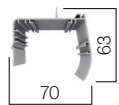
Avvolgimento delle tele nel cassonetto (altezza massima in m)

| Modello | Supporto | Cassonetto e semicass. 70 | | Cassonetto e semicass. 90 | | | Cassonetto 110 | |
|--------------------|----------|---------------------------------------|----------|---------------------------|--------------------------------|--------------------|----------------|----------|
| | Rullo 35 | Rullo 35 Larghezza massima 1,80 | Rullo 43 | Rullo 43 | Rullo 60 Motore e argano | Rullo 65 Catena | Rullo 60 | Rullo 78 |
| Shantung | 2,20 | 2,95 | 1,60 | 5,00 | 4,00 | 3,50 | - | - |
| Shantung-M1 | 2,20 | 2,95 | 1,80 | 5,00 | 4,00 | 3,50 | - | - |
| Jávea | 1,60 | 1,90 | 0,90 | 3,00 | 2,20 | 2,00 | - | - |
| Brasilia | 3,30 | 3,60 | 2,05 | 5,00 | 4,00 | 2,20 | - | - |
| Altea | 3,30 | 3,80 | 2,85 | 5,00 | 4,00 | 3,50 | - | - |
| Casablanca | 3,30 | 3,75 | 2,75 | 5,00 | 4,50 | 4,00 | - | - |
| Bamboo | 0,90 | 1,55 | 0,90 | 3,00 | 2,00 | 1,50 | - | - |
| Calipso | 3,00 | 3,80 | 1,90 | 3,80 | 2,00 | 1,60 | - | - |
| Anthe | 1,60 | 2,40 | 1,60 | 3,20 | 2,10 | 1,80 | - | - |
| Letho | 0,80 | 1,40 | 0,80 | 2,50 | 1,20 | 0,90 | - | - |
| ScreenNimbus | 2,20 | 3,00 | 1,70 | 4,10 | 2,10 | 1,60 | - | - |
| Stella | 1,60 | 2,20 | 1,30 | 3,60 | 1,70 | 1,30 | - | - |
| Azur | 1,60 | 2,40 | 1,70 | 4,30 | 2,10 | 1,70 | - | - |
| Julie | 2,60 | 3,00 | 2,80 | 3,50 | 2,90 | 3,10 | - | - |
| Tiore | 2,20 | 2,80 | 2,10 | 3,00 | 2,20 | 2,00 | - | - |
| Maia | 3,30 | 3,80 | 2,60 | 4,10 | 2,30 | 2,00 | - | - |
| Fobos | 1,20 | 1,70 | 1,10 | 2,20 | 1,30 | 0,90 | - | - |
| Noah | 2,80 | 3,80 | 3,00 | 3,80 | 2,20 | 1,80 | - | - |
| Atlas | 0,70 | 1,20 | 0,70 | 1,80 | 1,20 | 0,90 | - | - |
| Hiperion Black-Out | 1,50 | 2,00 | 1,00 | 4,80 | 2,40 | 2,00 | - | - |
| Hispa | 3,50 | 4,10 | 3,10 | 4,40 | 3,60 | 3,20 | - | - |
| Anae | 3,00 | 3,50 | 2,75 | 4,40 | 3,50 | 3,10 | - | - |
| Ariel | 2,90 | 3,50 | 2,75 | 4,40 | 3,50 | 3,10 | - | - |
| Jano | 2,90 | 3,60 | 2,80 | 4,90 | 3,00 | 2,60 | - | - |
| Deimos | 2,20 | 3,00 | 2,50 | 4,00 | 3,20 | 2,80 | - | - |
| Hidra | 0,60 | 1,00 | 0,70 | 1,40 | 0,70 | 0,50 | - | - |
| Cosmos | 3,40 | 3,80 | 3,00 | 4,20 | 3,00 | 2,70 | - | - |
| Cosmos Perla | 2,90 | 3,20 | 1,60 | 4,60 | 2,30 | 1,90 | - | - |
| Screen Kore | 2,50 | 3,40 | 2,20 | 4,30 | 2,20 | 1,80 | - | - |
| Leda Black-Out | 4,20 | 4,00 | 2,60 | 7,00 | 4,00 | 2,80 | - | - |
| Herse Black-Out | 3,50 | 3,60 | 2,00 | 5,00 | 4,00 | 2,50 | - | - |
| Umbriel | 1,60 | 1,60 | 0,80 | 3,00 | 2,00 | 0,80 | - | - |
| Tebe | 2,00 | 2,00 | 1,00 | 3,60 | 2,50 | 1,00 | - | - |
| Arce | 2,60 | 2,40 | 1,60 | 4,00 | 3,00 | 1,80 | - | - |

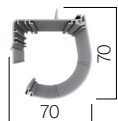
Misura in mm.

Cassonetti

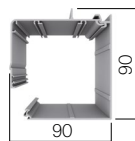
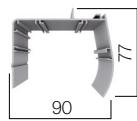
Semicassonetto 70 Box 70 Quadrato



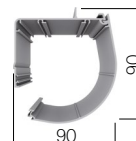
Box 70 Rotondo



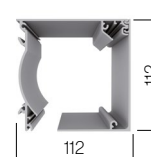
Semicassonetto 90 Box 90 Quadrato



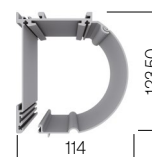
Box 90 Rotondo



Box 110 Quadrato



Box 110 Rotondo

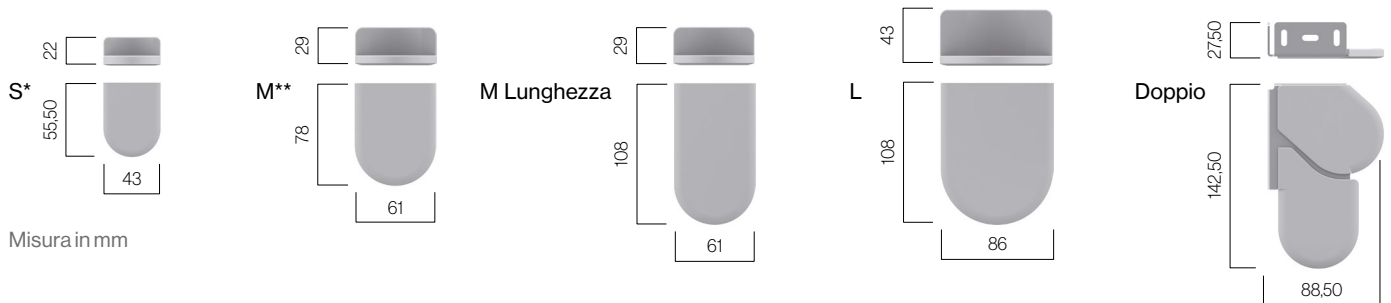


Avvolgimento delle tele nel cassonetto (altezza massima in m)

| Modello | Supporto | Cassonetto e semicass. 70 | | Cassonetto e semicass. 90 | | | Cassonetto 110 | |
|-------------------------|----------|---------------------------------------|----------|---------------------------|--------------------------------|--------------------|----------------|------------------|
| | Rullo 35 | Rullo 35 Larghezza massima 1,80 | Rullo 43 | Rullo 43 | Rullo 60 Motore e argano | Rullo 65 Catena | Rullo 60 | Rullo 78 e 80 |
| Sax 3000 | 2,90 | 3,85 | 2,75 | 5,00 | 4,00 | 3,70 | 7,00 | 6,00 |
| Mimo | 1,60 | 2,35 | 1,45 | 3,00 | 2,50 | 2,30 | 6,00 | 5,00 |
| Black-Out | 2,20 | 2,95 | 1,75 | 5,00 | 4,00 | 3,60 | 7,00 | 7,00 |
| Berlín Black-Out | 1,90 | 2,55 | 1,65 | 4,50 | 2,50 | 2,10 | 7,00 | 7,00 |
| Dartex Black-Out | 1,70 | 2,15 | 1,25 | 5,30 | 2,60 | 2,30 | 6,00 | 4,20 |
| Soltis 99 | 2,70 | 3,40 | 2,50 | 5,00 | 2,40 | 2,20 | 7,00 | 6,00 |
| Soltis Horizon 86 | 2,00 | 3,05 | 1,70 | 6,00 | 3,20 | 2,60 | 7,00 | 5,00 |
| Soltis Performa 92 | 1,90 | 3,35 | 2,25 | 6,00 | 3,50 | 2,20 | 7,00 | 5,00 |
| Soltis Opaque B92 | 1,40 | 2,05 | 1,25 | 5,00 | 2,80 | 2,10 | 5,50 | 4,10 |
| Screen 8505 | 1,70 | 3,20 | 1,90 | 4,00 | 3,00 | 2,40 | 7,00 | 5,50 |
| Screen 2165 | 1,10 | 1,80 | 1,05 | 3,30 | 1,90 | 1,50 | 6,00 | 4,10 |
| Sax Screen 3600 1% | 1,20 | 1,85 | 1,20 | 4,80 | 2,80 | 2,20 | 5,50 | 5,00 |
| Sax Screen 3600 5% | 1,60 | 1,85 | 1,30 | 4,90 | 3,00 | 2,40 | 6,00 | 5,50 |
| Sax Screen 3600 10% | 1,70 | 1,85 | 1,30 | 4,90 | 3,00 | 2,40 | 6,00 | 5,50 |
| Sax Screen 5500 1% | 1,10 | 1,45 | 0,90 | 3,50 | 2,00 | 1,50 | 4,80 | 3,50 |
| Sax Screen 5500 3% | 1,30 | 1,55 | 0,90 | 3,50 | 2,00 | 1,50 | 4,80 | 3,50 |
| Sax Screen 5500 5% | 1,40 | 1,65 | 0,90 | 3,80 | 2,20 | 1,80 | 5,00 | 3,90 |
| Sax Screen 5500 10% | 1,40 | 1,65 | 1,10 | 3,80 | 2,20 | 1,80 | 5,00 | 3,90 |
| Screen Artemis 1% | 2,20 | 3,00 | 1,90 | 4,00 | 2,10 | 2,00 | 6,10 | 6,80 |
| Screen Artemis 3% | 2,10 | 3,10 | 2,00 | 4,10 | 2,30 | 2,00 | 6,30 | 6,90 |
| Screen Artemis 5% | 2,30 | 3,20 | 2,10 | 4,30 | 2,50 | 2,10 | 6,50 | 7,00 |
| Screen Elarus Black-Out | 1,50 | 2,20 | 1,60 | 2,80 | 1,90 | 1,40 | 6,00 | 4,00 |
| Soltis Harmony 88 | 2,60 | 3,20 | 2,50 | 4,60 | 3,40 | 2,90 | 6,00 | 7,00 |
| Soltis Lounge 96 | 2,40 | 3,00 | 2,25 | 6,00 | 3,50 | 2,20 | 7,00 | 5,00 |
| Soltis Proof W96 | 1,60 | 2,25 | 1,05 | 4,00 | 2,80 | 2,30 | 6,50 | 5,00 |
| Screen Titan | 1,90 | 2,60 | 1,80 | 3,10 | 1,70 | 1,30 | 6,00 | 4,00 |
| Screen Opaque 622 | 1,00 | 1,65 | 0,90 | 3,80 | 2,20 | 1,80 | 5,00 | 3,90 |
| Sax Screen Dione | 2,10 | 2,00 | 1,00 | 3,60 | 2,50 | 1,00 | 4,80 | 3,50 |

Caratteristiche tecniche

Supporti



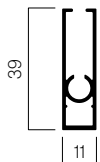
Misura in mm

Terminali

Terminale Slim Standard
030372
Tappo terminale Slim
030424



Terminale Slim
370 gr ml



Misura in mm

Terminale Rotondo
030356
Tappo terminale Rotondo
030758



Terminale nascosto
206 gr ml




Terminale Rotondo 110
030182
Tappo terminale Rotondo 110
030320



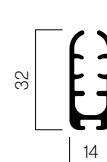
Terminale nascosto
550 gr ml




Terminale Piatto
030512
Tappo terminale Piatto
030556



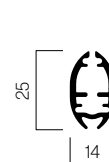
Terminale nascosto
440 gr ml



Terminale Ovale
001219
Tappo terminale Ovale
030315



Terminale nascosto
335 gr ml



Guide interne

Guida 60x27
030076



Piatto

Guida 60x27
030076



Ovale

Guida 55x22
030077



Piatto

Guida 55x13
030522



Piatto

Guida 40x25
030071



Ovale

Guida 20x22
030518



Rotondo

Guida 65x31
030072



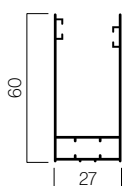
Rotondo

Guida 33x23
030519

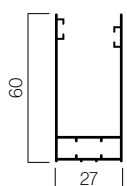


Rotondo

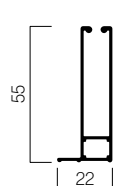
Tappo terminale Piatto
030556



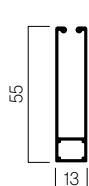
Tappo terminale Ovale
030315



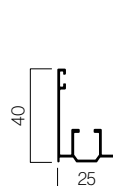
Tappo terminale guidato Piatto
030273



Tappo terminale guidato Piatto
030273



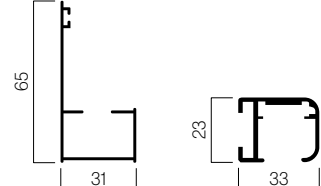
Tappo terminale guidato Ovale
030274



Manicotto adattatore per il cursore
030671
Slider per guidare
030201



Tappo terminale Rotondo 110
030320

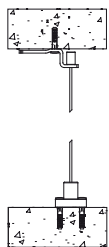
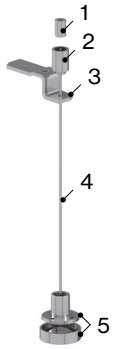


Misura in mm

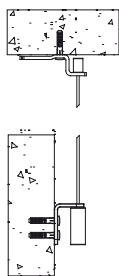

Caratteristiche tecniche

Guida a cavo

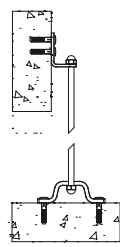
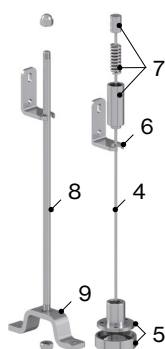
Soffitto-Pavimento



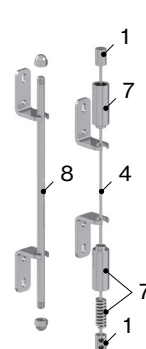
Soffitto-parete



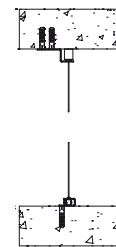
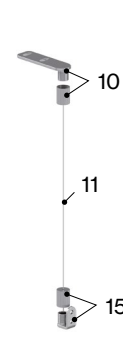
Parete-Pavimento



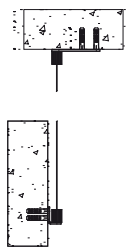
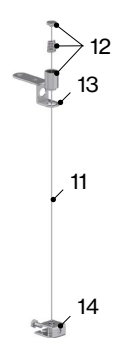
Parete-parete



Plus



Mini



Componenti

| N° | Codice | N° | Codice | N° | Codice | N° | Codice | N° | Codice |
|----|--------|----|--------|----|--------|----|--------|----|--------|
| 1 | 030161 | 4 | 030087 | 7 | 030090 | 10 | 030061 | 13 | 030082 |
| 2 | 030157 | 5 | 030095 | 8 | 030097 | 11 | 030085 | 14 | 030091 |
| 3 | 030079 | 6 | 030156 | 9 | 030096 | 12 | 030088 | 15 | 030060 |

Terminale con cavo



Tappo asta di acciaio Terminale Rotondo 110
030323

Manicotto adattatore per il cursore
030671
Slider per guidare
030201

Tappo terminale guidato Ovale
030274

Tappo cavo terminale Rotondo 110
030321

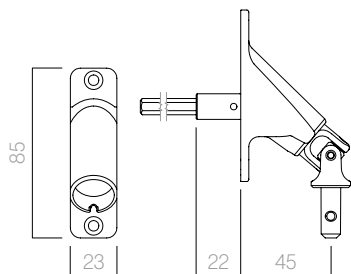
Compatibilità di terminali e guide

| Terminali | Guida | | | | | | |
|-----------------------|---------|----------|----------|----------|----------|----------|----------|
| | 65x31mm | 60x27 mm | 55x22 mm | 55x13 mm | 40x25 mm | 33x23 mm | 20x22 mm |
| Terminale Slim | | • | | | | | |
| Terminale Piatto | | • | • | • | | | |
| Terminale Ovale | | • | | | • | | |
| Terminale Rotondo | • | | | | | | • |
| Terminale Rotondo 110 | | | | | | • | |

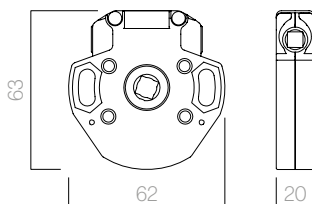
Caratteristiche tecniche

Sistemi di elevazione a sollevamento

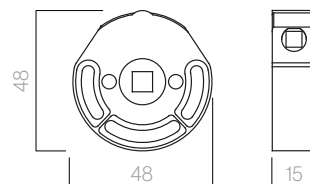
Snodo 90°
030197



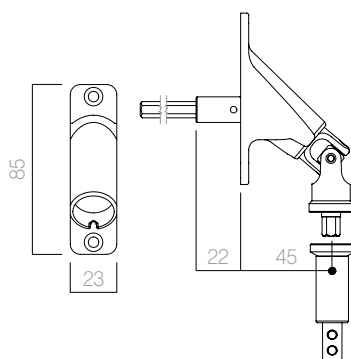
Snodo asse 50/60
030191



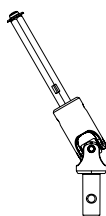
Snodo asse 45
030190



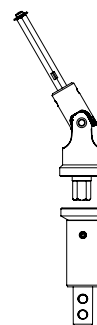
Snodo 90° magnetizzato
030187



Articolazione fissa
030194

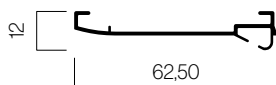


Articolazione magnetica
030196



Accessori

Barra stabilizzatrice 12x62,5
030894




— Folha técnica

Estores de enrolar



Modelos

Sistema em corrente




Componentes

| Nº | Cód. | Descrição | Nº | Cód. | Descrição |
|----|--------|--|----|--------|---|
| 1 | 030372 | Terminal alumínio Slim | 14 | 030918 | Mecanismo Enrolável 1:1 S CLS |
| 2 | 030424 | Tampa terminal Slim | 15 | 030803 | Mecanismo Enrolável 1:1 M CLS |
| 3 | 034024 | Corrente 4,5x6 PVC | 16 | 030844 | Mec. enrolável 1:3 L CLS Desmultiplicador |
| 4 | 030425 | Tensor Slim L | 17 | 030823 | Adaptador tubo 43 CLS |
| 5 | 030949 | Tampa lateral suporte Enrolável S CLS | 18 | 030867 | Adaptador tubo 65 mm |
| 6 | 030808 | Tampa lateral suporte Enrolável M CLS | 19 | 030919 | Cápsula eixo 35 CLS |
| 7 | 030846 | Tampa lateral suporte Enrolável L CLS | 20 | 030806 | Cápsula eixo 43 CLS |
| 8 | 030950 | Tampa plástico parafusos suporte Enrolável S CLS | 21 | 030801 | Topo oposto suporte metal Enrolável CLS |
| 9 | 030809 | Tampa plástico parafusos suporte Enrolável M CLS | 22 | 030920 | Tubo de alumínio 35 |
| 10 | 030847 | Tampa plástico parafusos suporte Enrolável L CLS | 23 | 030776 | Tubo de alumínio 43 |
| 11 | 030948 | Suporte metal Enrolável S CLS | 24 | 030773 | Tubo de alumínio 65 |
| 12 | 030807 | Suporte metal Enrolável M CLS | 25 | 030551 | Topo esfera corrente |
| 13 | 030845 | Suporte metal Enrolável L CLS | 26 | 034037 | União por corrente |

Modelos

Sistema a cardan



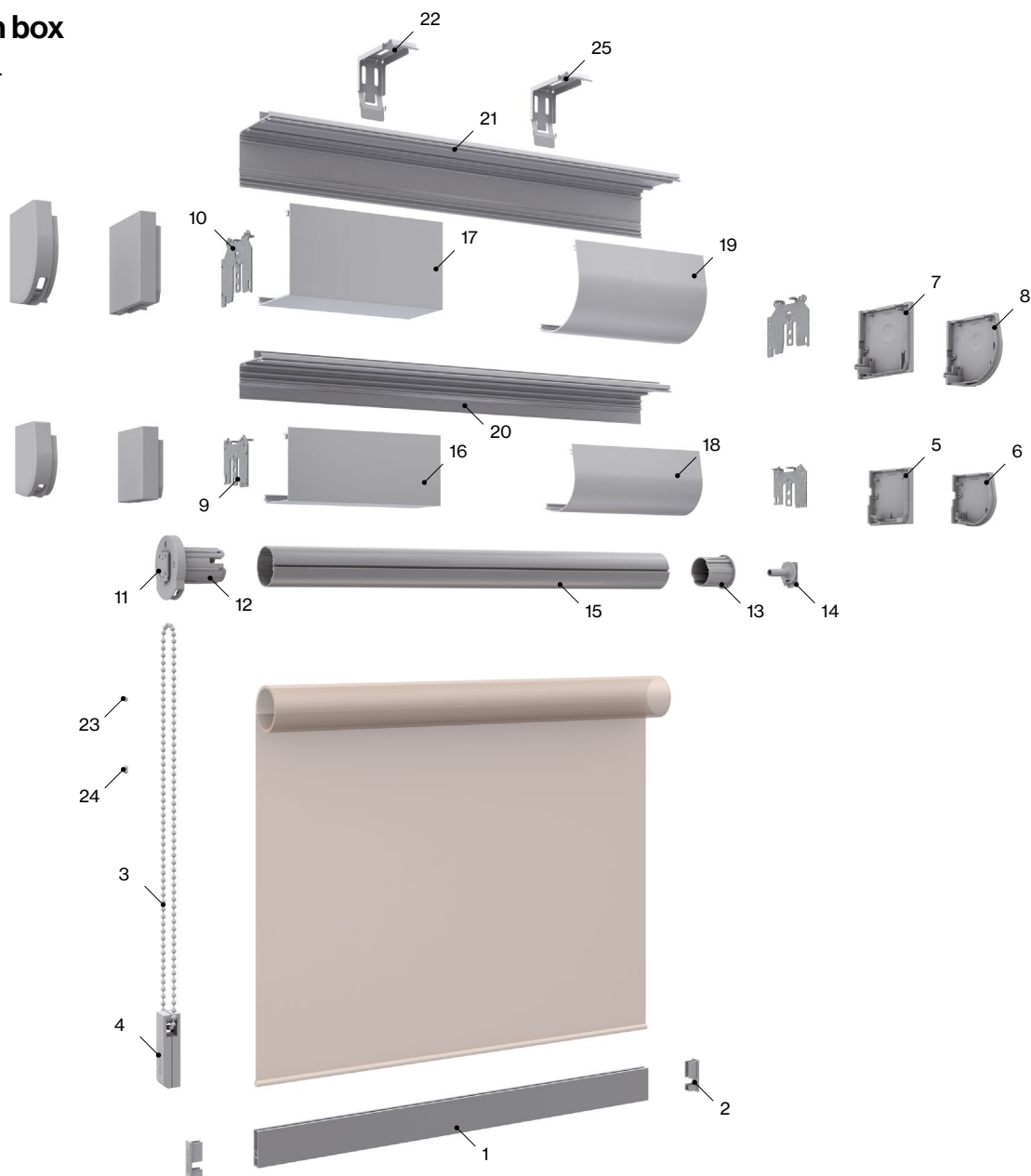
Componentes

| Nº | Cód. | Descrição | Nº | Cód. | Descrição |
|----|--------|--|----|--------|---|
| 1 | 030372 | Terminal alumínio Slim | 15 | 030193 | Cardan eixo 78 |
| 2 | 030424 | Tampa terminal Slim | 16 | 030561 | Cápsula perno quadrado cardan eixo 43 |
| 3 | 030198 | Manivela cardan | 17 | 030562 | Cápsula perno quadrado cardan eixo 50/ 60 |
| 4 | 030199 | Manivela com gancho 1,80 (cardan-eixo 78) | 18 | 030563 | Cápsula perno quadrado cardan eixo 78 |
| 5 | 030808 | Tampa lateral suporte Enrolável M CLS | 19 | 030823 | Adaptador eixo 43 CLS |
| 6 | 030846 | Tampa lateral suporte Enrolável L CLS | 20 | 030806 | Cápsula eixo 43 CLS |
| 7 | 030809 | Tampa plástico parafusos suporte Enrolável M CLS | 21 | 030536 | Adaptador eixo 50/60 |
| 8 | 030847 | Tampa plástico parafusos suporte Enrolável L CLS | 22 | 030538 | Cápsula motor/cardan eixo 78 |
| 9 | 030807 | Suporte metal Enrolável M CLS | 23 | 030801 | Topo oposto suporte metal Enrolável CLS |
| 10 | 030845 | Suporte metal Enrolável L CLS | 24 | 030569 | Perno suporte cápsula eixo 78 |
| 11 | 030902 | Fixação motor eixo 43 CLS | 25 | 030776 | Tubo alumínio 43 |
| 12 | 030934 | Placa união Cardan-Suporte CLS | 26 | 030506 | Tubo alumínio 60 |
| 13 | 030190 | Cardan eixo 43 | 27 | 022807 | Tubo de enrolamento 78 |
| 14 | 030176 | Cardan eixo 60 | | | |

Modelos

Sistema Saxun box

Box 70 e 90 interior




Componentes

| Nº | Cód. | Descrição | Nº | Cód. | Descrição |
|----|--------|---|----|--------|---|
| 1 | 030372 | Terminal de alumínio Slim | 14 | 030801 | Topo oposto suporte metal Enrolável CLS |
| 2 | 030424 | Tampa terminal Slim | 15 | 030776 | Tubo alumínio 43 |
| 3 | 034024 | Corrente 4,5x6 PVC | 16 | 030879 | Tampa gaveta S quadrada |
| 4 | 030425 | Tensor Slim L | 17 | 030826 | Tampa gaveta M quadrada |
| 5 | 030885 | Tampa lateral gaveta quadrada S direita | 18 | 030880 | Tampa gaveta S redonda |
| 6 | 030883 | Tampa lateral gaveta redonda S direita | 19 | 030827 | Tampa gaveta M redonda |
| 7 | 030831 | Tampa lateral gaveta quadrada M direita | 20 | 030877 | Perfil base gaveta S |
| 8 | 030830 | Tampa lateral gaveta redonda M direita | 21 | 030824 | Perfil base gaveta M |
| 9 | 030876 | Conj. suportes metal gaveta Enrolável S | 22 | 030821 | Suporte instalação gaveta M |
| 10 | 030822 | Conj. suportes metal gaveta Enrolável M | 23 | 030551 | Topo esfera corrente |
| 11 | 030803 | Mecanismo Enrolável 1:1 M CLS | 24 | 034037 | União por corrente |
| 12 | 030823 | Adaptador tubo 43 CLS | 25 | 030875 | Suporte instalação S |
| 13 | 030806 | Cápsula eixo 43 CLS | | | |

Modelos

Sistema Saxun box

Box 110 interior e exterior




Componentes

| Nº | Cód. | Descrição | Nº | Cód. | Descrição |
|----|--------|--|----|--------|---|
| 1 | 030182 | Terminal contrapeso sistema 110 | 9 | 022807 | Tubo de enrolamento 78 |
| 2 | 030320 | Tampa terminal contrapeso sistema 110 | 10 | 004274 | Gaveta Saxun Box 110 Terfil tampa |
| 3 | 030216 | Conj. embelezador testeiro S.B. 110 redondo | 11 | 030708 | Perfil cofre inferior 110 quadrado |
| 4 | 030722 | Conj. embelezador testeiro S.B. 110 quadrado | 12 | 004275 | Gaveta Saxun Box 110 Perfil angular |
| 5 | 030547 | Conj. testeiro metálico Saxun Box 110 redondo | 13 | 030854 | Perfil base gaveta L |
| 6 | 030721 | Conj. testeiro metálico Saxun Box 110 quadrado | 14 | 030540 | Suporte teto Saxun Box 110 |
| 7 | 030569 | Perno suporte cápsula eixo 78 | 15 | 030542 | Suporte parede Saxun Box 110 |
| 8 | 030538 | Cápsula motor/cardan eixo 78 | 16 | 022489 | Conj. suporte parede/teto gaveta 110 quadrado |

 Modelos

Sistema Rafter

MeL




Componentes

| Nº | Cód. | Descrição | Nº | Cód. | Descrição |
|----|--------|--|----|--------|---------------------------------|
| 1 | 031201 | Conj. tampa PVC suporte Rafter L | 9 | 030801 | Topo oposto suporte metal CLS |
| 2 | 030998 | Suporte metálico Rafter L | 10 | 030995 | Jogo tampa PVC suporte Rafter M |
| 3 | 030999 | Adaptador suporte Rafter L | 11 | 030992 | Suporte metálico Rafter M |
| 4 | 031203 | Perfil Rafter alumínio L | 12 | 030997 | Perfil Rafter alumínio M |
| 5 | 030844 | Mec.enrolável 1:3 L CLS Desmultiplicador | 13 | 030776 | Tubo de alumínio 43 mm |
| 6 | 030867 | Adaptador tubo 65 mm | 14 | 030803 | Mecanismo enrolável 1:1 M CLS |
| 7 | 030773 | Tubo de alumínio 65 mm | 15 | 030996 | Guia mecanismo Rafter M |
| 8 | 030806 | Cápsula eixo de 43 CLS | | | |

Modelos

Sistema Rafter

Cortina duppla




Componentes

| Nº | Cód. | Descrição | Nº | Cód. | Descrição |
|----|--------|----------------------------------|----|--------|-------------------------------|
| 1 | 031201 | Conj. tampa PVC suporte Rafter L | 6 | 030776 | Tubo de alumínio 43 mm |
| 2 | 030998 | Suporte metálico Rafter L | 7 | 030801 | Topo oposto suporte metal CLS |
| 3 | 030999 | Adaptador suporte Rafter L | 8 | 030806 | Cápsula eixo de 43 CLS |
| 4 | 031203 | Perfil Rafter alumínio L | 9 | 031202 | Guia mecanismo Rafter L |
| 5 | 030803 | Mecanismo enrolável 1:1 M CLS | 10 | 030996 | Guia mecanismo Rafter M |

Modelos

Estores enroláveis

Eixos e acessórios para motor




Componentes

| Nº | Cód. | Descrição | Nº | Cód. | Descrição |
|----|--------|--|----|--------|--|
| 1 | 030776 | Tubo alumínio 43 CLS | 9 | 030806 | Ponta de bola de rolete M 43 mm CLS |
| 2 | 030773 | Tubo alumínio enrolável Ø65 mm | 10 | 030801 | Parada de rotação oposta |
| 3 | 024552 | Tubo alumínio enrolável Ø80 mm | 11 | 030991 | Adaptador motor Somfy eixo 65-80 CLS |
| 4 | 030868 | Adaptador de tubo 65mm para AC50 | 12 | 030988 | Roda motriz motor bateria eixo de 43 CLS |
| 5 | 031160 | Adaptador do eixo do 80 motor 50 Somfy | 13 | 031158 | Roda motriz 50 somfy 65 eixo CLS |
| 6 | 501811 | Coroa adaptativa LS 40 a Ø40x1,5 | 14 | 031159 | Roda motriz 50 somfy 80 eixo CLS |
| 7 | 030867 | Adaptador tubo 65mm | 15 | 030902 | Fixação motor eixo 43 CLS |
| 8 | 030987 | Adaptador eixo de 80 ponteira 43 | | | |


Espaço mínimo entre estores

Sistema enrolável de corrente

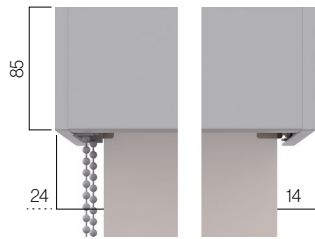
Medidas em mm.



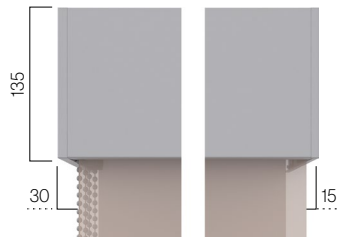
Sistema de corrente
Eixo 43 e 65



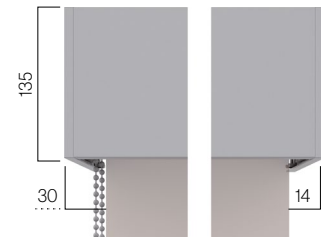
Sistema de corrente central
Eixo 43e 65



Sistema de corrente **Rafter M**
Eixo 43




Sistema de corrente **Rafter L**
Eixo 43 • Cortina dupia




Sistema de corrente **Rafter L**
Eixo 65

Sistema enrolável de cardan

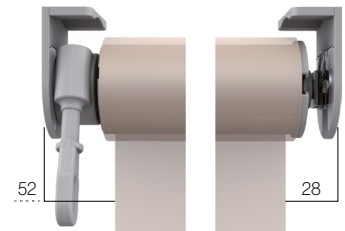
Medidas em mm.



Sistema cardan
Eixo 43



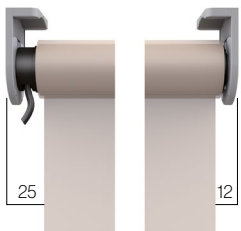
Sistema cardan
Eixo 60




Sistema cardan
Eixo 78

Sistema enrolável de motor


Medidas em mm.



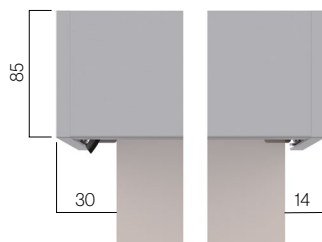
Sistema a motor
Eixo 43



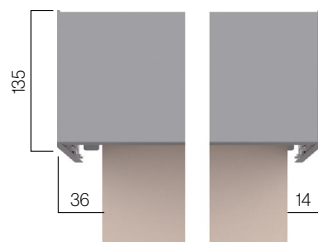
Sistema a motor
Eixo 60



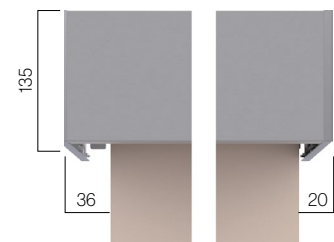
Sistema a motor
Eixo 80



Sistema a motor **Rafter M**
Eixo 43



Sistema a motor **Rafter L**
Eixo 65



Sistema a motor **Rafter L**
Eixo 80

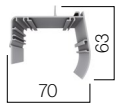
Características e opções

Sistema CLS • As características dos enroláveis da Saxun são em função dos eixos de enrolamento

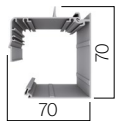
| Características | Tamanho de eixos | | | | | | | | | |
|------------------------------|---------------------------------------|--------------------|---|--------------------|---|-------------------|---|-------------------------|---|---------------------|
| | Eixo de 35 mm | | Eixo de 43 mm | | Eixo de 60 mm | | Eixo de 65 mm | | Eixo de 78 e 80 mm | |
| Largura máxima | 1,80 m | | 2,40 m | | 3,20 m | | 3,20 m | | 5,00 m | |
| Largura mínima | Corrente | 0,40 m | Corrente | 0,40 m | Motor | Mecânico = 0,65 m | Corrente | 0,40 m | Motor | Mecânico = 0,74 m |
| | | | Motor | Mecânico = 0,54 m | | | | | | Via radio = 0,82 m |
| | Motor | Mecânico = 0,40 m | Motor | Via radio = 0,62 m | Cardan | 0,40 m | | | Cardan | 0,40 m |
| | | Via radio = 0,40 m | | Bateria = 0,75 m | | | | | | |
| Bateria = 0,63 m | Cardan | 0,40 m | | | | | | | | |
| Altura máxima | Depende do tecido | | Depende do tecido | | 4,00 m | | 4,00 m | | 4,00 m | |
| Acionamento | Corrente | | Corrente | | Motor | Via radio | Só corrente | Motor | Via radio | |
| | | | Motor | Via radio | | | | | Mecânico | |
| | Motor | Via radio | | Cardan | Snodo 90° | Cardan | | Snodo 90° | Cardan | Manivela con gancho |
| | | | Mecânico | | Snodo 90° magnetizado | | | Articulação magnetizada | | |
| | | | Articulação fixa | | Articulação fixa | | | | | |
| Diâmetro eixo | 35 mm | | 43 mm | | 60 mm | | 65 mm | | 78 mm | |
| Cores disponíveis acessórios | Branco, cinzento e preto | | Branco, cinzento, preto, marfim, grafite e castanho | | Branco, cinzento, preto, marfim, grafite e castanho | | Branco, cinzento, preto, marfim, grafite e castanho | | Branco, cinzento, preto, marfim, grafite e castanho | |
| Tipo de terminal | Slim, Plano, Ovalado e Redondo oculto | | Slim, Plano, Ovalado e Redondo oculto | | Slim, Plano e Redondo 110 | | Slim, Plano e Redondo 110 | | Slim, Plano e Redondo 110 | |
| Tipo de mecanismo | 1:1 | | 1:1 e 1:3 | | - | | 1:3 | | - | |
| Tipo de gaveta | 70-90 | | 70-90 | | 90-110 | | 90-110 | | 110 | |
| Tipo de suporte | S | | M | | L | | L | | L | |
| Tipo de guia | Guia Mini | | Guia Mini e plus | | Guia cabo exterior | | Guia cabo exterior | | Guia cabo exterior | |

Caixas

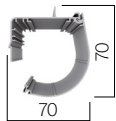
Semigaveta 70



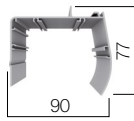
Box 70 Cuadrado



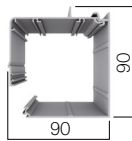
Box 70 Redondo



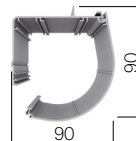
Semigaveta 90



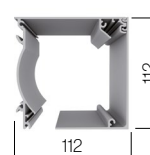
Box 90 Cuadrado



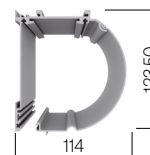
Box 90 Redondo



Box 110 Cuadrado



Box 110 Redondo

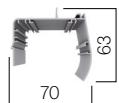


Enrolamento de telas na gaveta (altura máxima em m)

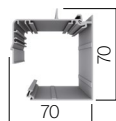
| Modelo | Suportes | Gaveta e semigaveta 70 | | Gaveta e semigaveta 90 | | | Gaveeta 110 | |
|--------------------|----------|--------------------------------|---------|------------------------|---------------------------|---------------------|-------------|---------|
| | Eixo 35 | Eixo 35 Largura máxima 1,80 | Eixo 43 | Eixo 43 | Eixo 60 Motor e cardan | Eixo 65 Corrente | Eixo 60 | Eixo 78 |
| Shantung | 2,20 | 2,95 | 1,60 | 5,00 | 4,00 | 3,50 | - | - |
| Shantung-M1 | 2,20 | 2,95 | 1,80 | 5,00 | 4,00 | 3,50 | - | - |
| Jávea | 1,60 | 1,90 | 0,90 | 3,00 | 2,20 | 2,00 | - | - |
| Brasilia | 3,30 | 3,60 | 2,05 | 5,00 | 4,00 | 2,20 | - | - |
| Altea | 3,30 | 3,80 | 2,85 | 5,00 | 4,00 | 3,50 | - | - |
| Casablanca | 3,30 | 3,75 | 2,75 | 5,00 | 4,50 | 4,00 | - | - |
| Bamboo | 0,90 | 1,55 | 0,90 | 3,00 | 2,00 | 1,50 | - | - |
| Calipso | 3,00 | 3,80 | 1,90 | 3,80 | 2,00 | 1,60 | - | - |
| Anthe | 1,60 | 2,40 | 1,60 | 3,20 | 2,10 | 1,80 | - | - |
| Letho | 0,80 | 1,40 | 0,80 | 2,50 | 1,20 | 0,90 | - | - |
| ScreenNimbus | 2,20 | 3,00 | 1,70 | 4,10 | 2,10 | 1,60 | - | - |
| Stella | 1,60 | 2,20 | 1,30 | 3,60 | 1,70 | 1,30 | - | - |
| Azur | 1,60 | 2,40 | 1,70 | 4,30 | 2,10 | 1,70 | - | - |
| Julie | 2,60 | 3,00 | 2,80 | 3,50 | 2,90 | 3,10 | - | - |
| Tiore | 2,20 | 2,80 | 2,10 | 3,00 | 2,20 | 2,00 | - | - |
| Maia | 3,30 | 3,80 | 2,60 | 4,10 | 2,30 | 2,00 | - | - |
| Fobos | 1,20 | 1,70 | 1,10 | 2,20 | 1,30 | 0,90 | - | - |
| Noah | 2,80 | 3,80 | 3,00 | 3,80 | 2,20 | 1,80 | - | - |
| Atlas | 0,70 | 1,20 | 0,70 | 1,80 | 1,20 | 0,90 | - | - |
| Hiperion Black-Out | 1,50 | 2,00 | 1,00 | 4,80 | 2,40 | 2,00 | - | - |
| Hispa | 3,50 | 4,10 | 3,10 | 4,40 | 3,60 | 3,20 | - | - |
| Anae | 3,00 | 3,50 | 2,75 | 4,40 | 3,50 | 3,10 | - | - |
| Ariel | 2,90 | 3,50 | 2,75 | 4,40 | 3,50 | 3,10 | - | - |
| Jano | 2,90 | 3,60 | 2,80 | 4,90 | 3,00 | 2,60 | - | - |
| Deimos | 2,20 | 3,00 | 2,50 | 4,00 | 3,20 | 2,80 | - | - |
| Hidra | 0,60 | 1,00 | 0,70 | 1,40 | 0,70 | 0,50 | - | - |
| Cosmos | 3,40 | 3,80 | 3,00 | 4,20 | 3,00 | 2,70 | - | - |
| Cosmos Perla | 2,90 | 3,20 | 1,60 | 4,60 | 2,30 | 1,90 | - | - |
| Screen Kore | 2,50 | 3,40 | 2,20 | 4,30 | 2,20 | 1,80 | - | - |
| Leda Black-Out | 4,20 | 4,00 | 2,60 | 7,00 | 4,00 | 2,80 | - | - |
| Herse Black-Out | 3,50 | 3,60 | 2,00 | 5,00 | 4,00 | 2,50 | - | - |
| Umbriel | 1,60 | 1,60 | 0,80 | 3,00 | 2,00 | 0,80 | - | - |
| Tebe | 2,00 | 2,00 | 1,00 | 3,60 | 2,50 | 1,00 | - | - |
| Arce | 2,60 | 2,40 | 1,60 | 4,00 | 3,00 | 1,80 | - | - |

Caixas

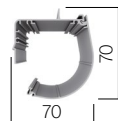
Semigaveta 70



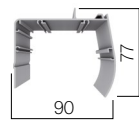
Box 70 Cuadrado



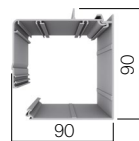
Box 70 Redondo



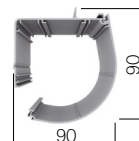
Semigaveta 90



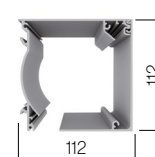
Box 90 Cuadrado



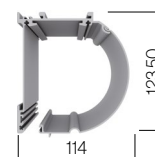
Box 90 Redondo



Box 110 Cuadrado



Box 110 Redondo

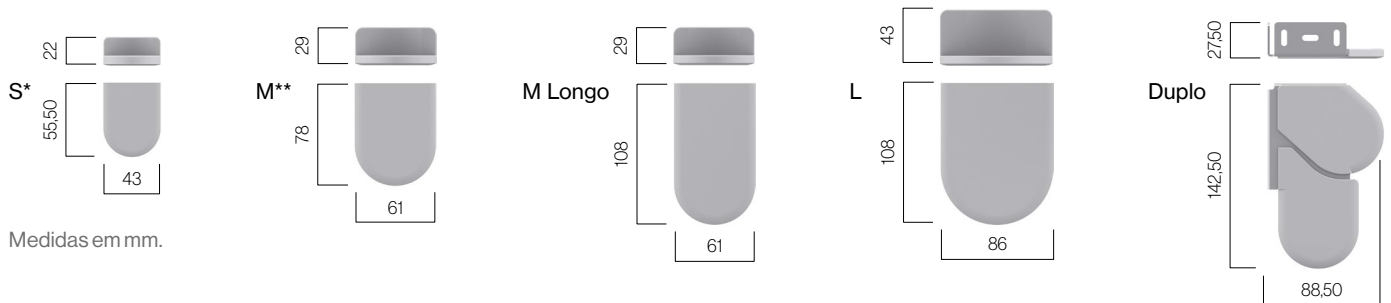


Enrolamento de telas na gaveta (altura máxima em m)

| Modelo | Suportes | Gaveta e semigaveta 70 | | Gaveta e semigaveta 90 | | | Gaveeta 110 | |
|-------------------------|----------|--------------------------------|---------|------------------------|---------------------------|---------------------|-------------|--------------|
| | Eixo 35 | Eixo 35 Largura máxima 1,80 | Eixo 43 | Eixo 43 | Eixo 60 Motor e cardan | Eixo 65 Corrente | Eixo 60 | Eixo 78 e 80 |
| Sax 3000 | 2,90 | 3,85 | 2,75 | 5,00 | 4,00 | 3,70 | 7,00 | 6,00 |
| Mimo | 1,60 | 2,35 | 1,45 | 3,00 | 2,50 | 2,30 | 6,00 | 5,00 |
| Black-Out | 2,20 | 2,95 | 1,75 | 5,00 | 4,00 | 3,60 | 7,00 | 7,00 |
| Berlín Black-Out | 1,90 | 2,55 | 1,65 | 4,50 | 2,50 | 2,10 | 7,00 | 7,00 |
| Dartex Black-Out | 1,70 | 2,15 | 1,25 | 5,30 | 2,60 | 2,30 | 6,00 | 4,20 |
| Soltis 99 | 2,70 | 3,40 | 2,50 | 5,00 | 2,40 | 2,20 | 7,00 | 6,00 |
| Soltis Horizon 86 | 2,00 | 3,05 | 1,70 | 6,00 | 3,20 | 2,60 | 7,00 | 5,00 |
| Soltis Performa 92 | 1,90 | 3,35 | 2,25 | 6,00 | 3,50 | 2,20 | 7,00 | 5,00 |
| Soltis Opaque B92 | 1,40 | 2,05 | 1,25 | 5,00 | 2,80 | 2,10 | 5,50 | 4,10 |
| Screen 8505 | 1,70 | 3,20 | 1,90 | 4,00 | 3,00 | 2,40 | 7,00 | 5,50 |
| Screen 2165 | 1,10 | 1,80 | 1,05 | 3,30 | 1,90 | 1,50 | 6,00 | 4,10 |
| Sax Screen 3600 1% | 1,20 | 1,85 | 1,20 | 4,80 | 2,80 | 2,20 | 5,50 | 5,00 |
| Sax Screen 3600 5% | 1,60 | 1,85 | 1,30 | 4,90 | 3,00 | 2,40 | 6,00 | 5,50 |
| Sax Screen 3600 10% | 1,70 | 1,85 | 1,30 | 4,90 | 3,00 | 2,40 | 6,00 | 5,50 |
| Sax Screen 5500 1% | 1,10 | 1,45 | 0,90 | 3,50 | 2,00 | 1,50 | 4,80 | 3,50 |
| Sax Screen 5500 3% | 1,30 | 1,55 | 0,90 | 3,50 | 2,00 | 1,50 | 4,80 | 3,50 |
| Sax Screen 5500 5% | 1,40 | 1,65 | 0,90 | 3,80 | 2,20 | 1,80 | 5,00 | 3,90 |
| Sax Screen 5500 10% | 1,40 | 1,65 | 1,10 | 3,80 | 2,20 | 1,80 | 5,00 | 3,90 |
| Screen Artemis 1% | 2,20 | 3,00 | 1,90 | 4,00 | 2,10 | 2,00 | 6,10 | 6,80 |
| Screen Artemis 3% | 2,10 | 3,10 | 2,00 | 4,10 | 2,30 | 2,00 | 6,30 | 6,90 |
| Screen Artemis 5% | 2,30 | 3,20 | 2,10 | 4,30 | 2,50 | 2,10 | 6,50 | 7,00 |
| Screen Elarus Black-Out | 1,50 | 2,20 | 1,60 | 2,80 | 1,90 | 1,40 | 6,00 | 4,00 |
| Soltis Harmony 88 | 2,60 | 3,20 | 2,50 | 4,60 | 3,40 | 2,90 | 6,00 | 7,00 |
| Soltis Lounge 96 | 2,40 | 3,00 | 2,25 | 6,00 | 3,50 | 2,20 | 7,00 | 5,00 |
| Soltis Proof W96 | 1,60 | 2,25 | 1,05 | 4,00 | 2,80 | 2,30 | 6,50 | 5,00 |
| Screen Titan | 1,90 | 2,60 | 1,80 | 3,10 | 1,70 | 1,30 | 6,00 | 4,00 |
| Screen Opaque 622 | 1,00 | 1,65 | 0,90 | 3,80 | 2,20 | 1,80 | 5,00 | 3,90 |
| Sax Screen Dione | 2,10 | 2,00 | 1,00 | 3,60 | 2,50 | 1,00 | 4,80 | 3,50 |

Características técnicas

Suportes

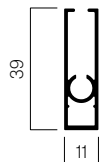


Terminais

Terminal Slim Standard
030372
Tapón terminal Slim
030424



Terminal Slim
370 gr ml



Terminal Redondo
030356
Tapón terminal Redondo
030758



Terminal oculto
206 gr ml




Terminal Redondo 110
030182
Tapón terminal
Contrapeso 110
030320



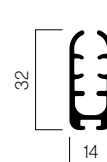
Terminal oculto
550 gr ml




Terminal Plano
030512
Tapón terminal Plano
030556



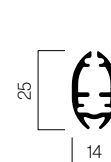
Terminal oculto
440 gr ml



Terminal Ovalado
001219
Tapón terminal Ovalado
030315



Terminal oculto
335 gr ml



Medidas em mm.

Guias Interiores

Guia 60x27
030076



Plano

Guia 60x27
030076



Ovalado

Guia 55x22
030077



Plano

Guia 55x13
030522



Plano

Guia 40x25
030071




Ovalado

Guia 20x22
030518



Redondo

Guia 65x31
030072



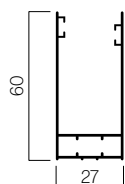
Redondo

Guia 33x23
030519

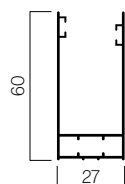


Redondo

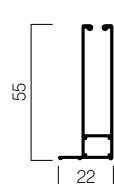
Tampa terminal
Plano
030556



Tampa terminal
Ovalado
030315



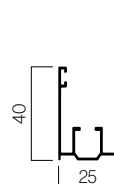
Tampa guiado
terminal Plano
030273



Tampa guiado
terminal Plano
030273



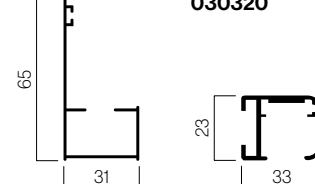
Tampa guiado
terminal ovalado
030274



Casquillo adaptador para deslizador
030671
Deslizador a guia
030201



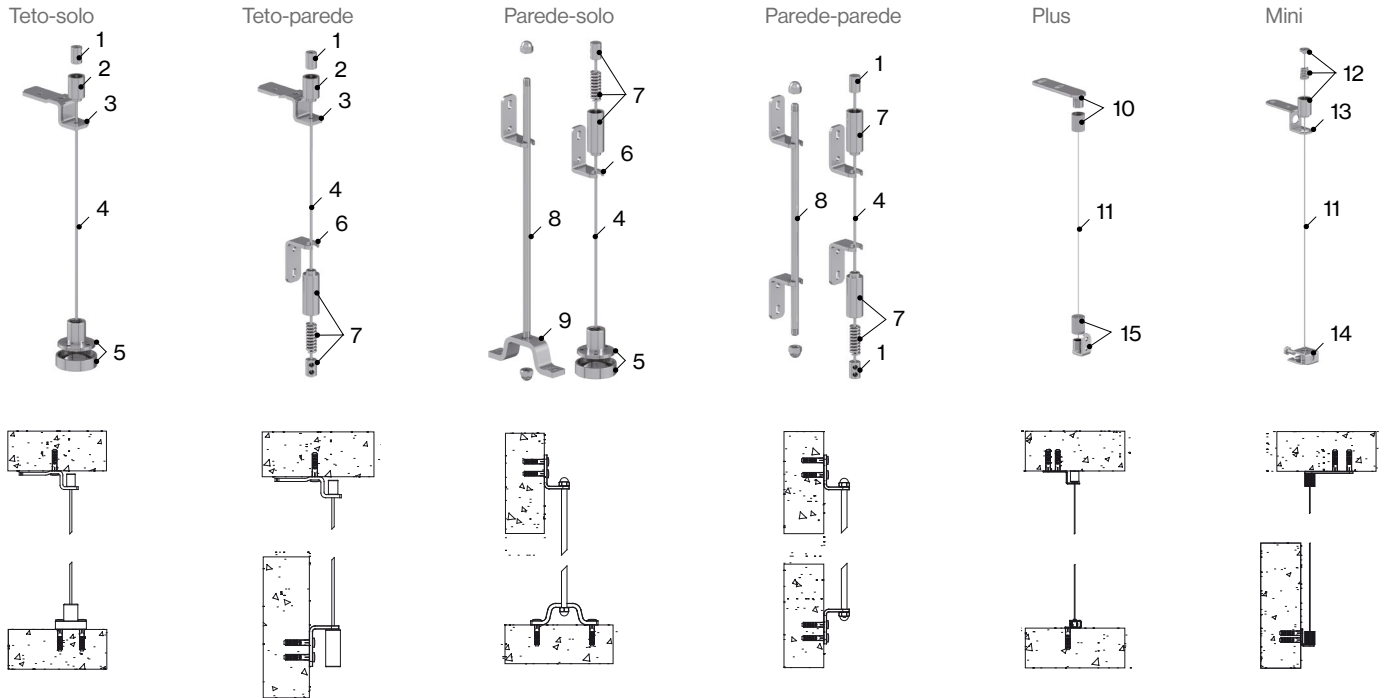
Tampa guiado
terminal
contrapeso 110
030320



Medidas em mm.

Características técnicas

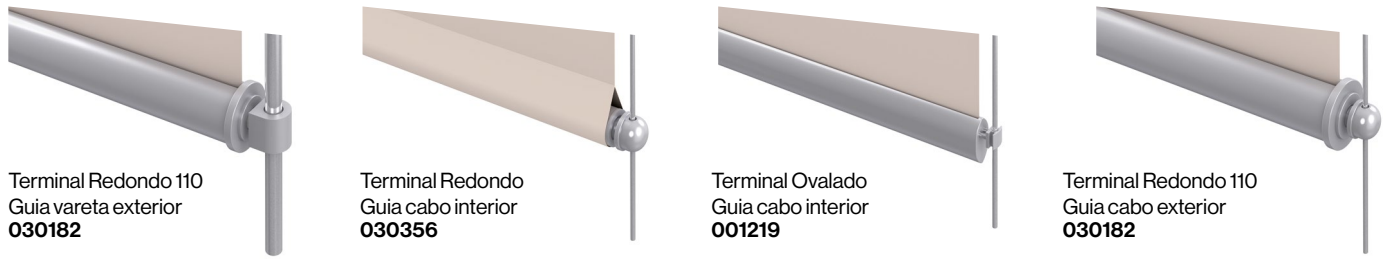
Guiados com cabo



Componentes

| Nº | Cód. | Nº | Cód. | Nº | Cód. | Nº | Cód. | Nº | Cód. |
|----|--------|----|--------|----|--------|----|--------|----|--------|
| 1 | 030161 | 4 | 030087 | 7 | 030090 | 10 | 030061 | 13 | 030082 |
| 2 | 030157 | 5 | 030095 | 8 | 030097 | 11 | 030085 | 14 | 030091 |
| 3 | 030079 | 6 | 030156 | 9 | 030096 | 12 | 030088 | 15 | 030060 |

Terminales com cabo



Tampa Vareta Aço Terminal
Contrapeso 110
030323

Casquilho do adaptador para
deslizador
030671
Deslizador com cabo
030201

Tampa guiada terminal ovalada
030274

Tampa cabo terminal
Contrapeso 110
030321

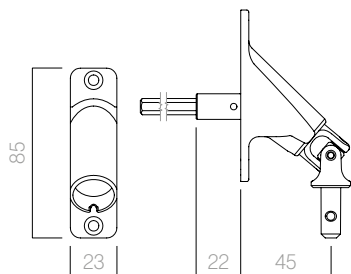
Compatibilidade de terminal e guia

| Terminales | Guias | | | | | | |
|----------------------|---------|----------|----------|----------|----------|----------|----------|
| | 65x31mm | 60x27 mm | 55x22 mm | 55x13 mm | 40x25 mm | 33x23 mm | 20x22 mm |
| Terminal Slim | | • | | | | | |
| Terminal Plano | | • | • | • | | | |
| Terminal Ovalado | | • | | | • | | |
| Terminal Redondo | • | | | | | | • |
| Terminal Redondo 110 | | | | | | • | |

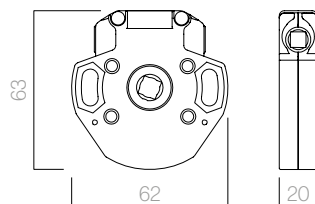
Características técnicas

Sistemas elevação de manivela

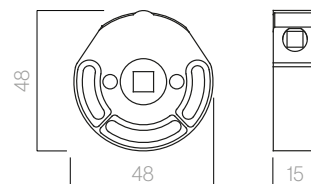
Snodo 90°
030197



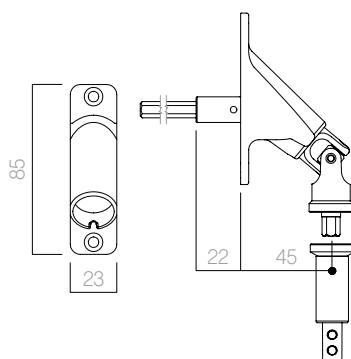
Cardan eixo 50/60
030191



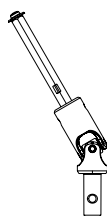
Cardan eixo 45
030190



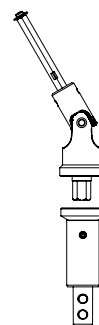
Snodo 90° magnetizado
030187



Articulação fixa
030194

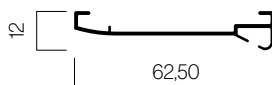


Articulação magnetizada
030196



Acessórios

Barra estabilizadora 12x62,5
030894



Tu mundo,
nuestro universo.

F.T. ENROLLABLE · 04 · 1023